

Bioinformatics 1

Biology, Sequences, Phylogenetics

Part 2

Sepp Hochreiter



Central Dogma

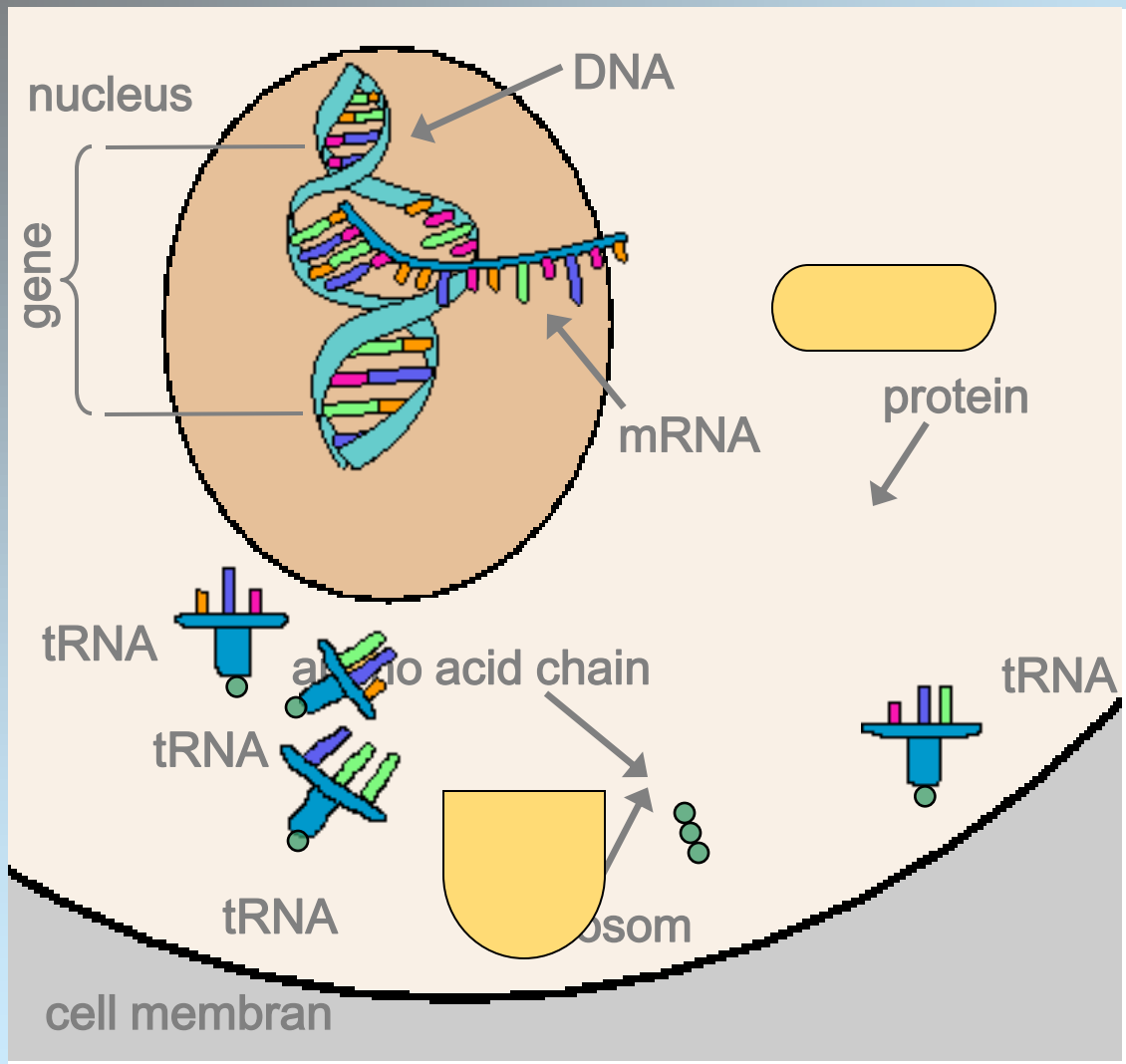

1. **transcription** (mRNA)
2. transport
3. **translation** (ribosom, tRNA)
4. folding (protein)

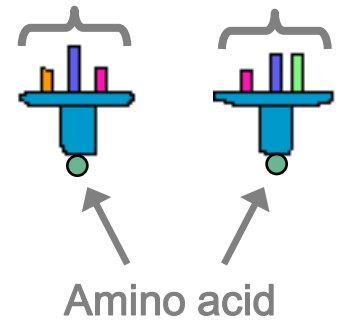



Contents

2 Bioinformatics Rescources
2.1 Data Bases
2.2 Software
2.3 Articles



Data Bases

2 Bioinformatics Rescources

2.1 Data Bases

2.2 Software

2.3 Articles

Resources on the WWW and data bases

➥European Molecular Biology Laboratory (EMBL - http://www.embl-heidelberg.de): nucleotide data base (daily updated)

➥European Bioinformatics Institute (EBI - http://www.ebi.ac.uk/ebi_home.html): SwissProt protein sequence data base and Sequence Retrieval System (SRS - http://srs.ebi.ac.uk/)

➥ExPASy (http://www.expasy.org/): SwissProt & TrEMBL, PROSITE

➥University College London: PRINTS (protein fingerprints) database and the CATH protein structure database



Data Bases

2 Bioinformatics Rescources

2.1 Data Bases

2.2 Software

2.3 Articles

➥National Center for Biotechnology Information (NCBI - http://www.ncbi.nlm.nih.gov/): GenBank (NIH), DNA sequence data base and BLAST software (with NR); ENTREZ (http://www.ncbi.nlm.nih.gov/Entrez/): biological data and articles, nucleotide sequences from GenBank, EMBL, DDBJ (DNA data base of Japan) as well as SWISS-PROT, PIR, PRF, SEQDB, PDB

➥European EMBnet (http://www.embnet.org)

➥Sanger Centre / Wellcome Trust (www.sanger.ac.uk/Info/)

➥Martinsried Institute for Protein Sequences (MIPS - http://www.mips.biochem.mpg.de/)



Data Bases

2 Bioinformatics Rescources

2.1 Data Bases

2.2 Software

2.3 Articles

EMBL	http://www.embl-heidelberg.de/
PDB	http://www.rcsb.org/pdb/Welcome.do
SCOP	http://scop.berkeley.edu/
CATH	http://cathwww.biochem.ucl.ac.uk/latest/
PIR	http://pir.georgetown.edu/
SWISS-PROT	http://www.expasy.org/sprot/
TrEMBL	http://www.expasy.org/sprot/
Homstrad	http://www-cryst.bioc.cam.ac.uk/~homstrad/
InterPro	http://www.ebi.ac.uk/interpro/
NR	ftp://ftp.ncbi.nih.gov/blast/db
Pfam	http://www.sanger.ac.uk/Software/Pfam/
UniProt	http://www.expasy.uniprot.org/
PROSITE	http://www.expasy.org/prosite/
PRINTS	http://umber.sbs.man.ac.uk/dbbrowser/PRINTS/
BLOCKS	http://blocks.fhcrc.org/
CAMPASS	http://www-cryst.bioc.cam.ac.uk/~campass/



Data Bases

2 Bioinformatics Rescources

2.1 Data Bases

2.2 Software

2.3 Articles

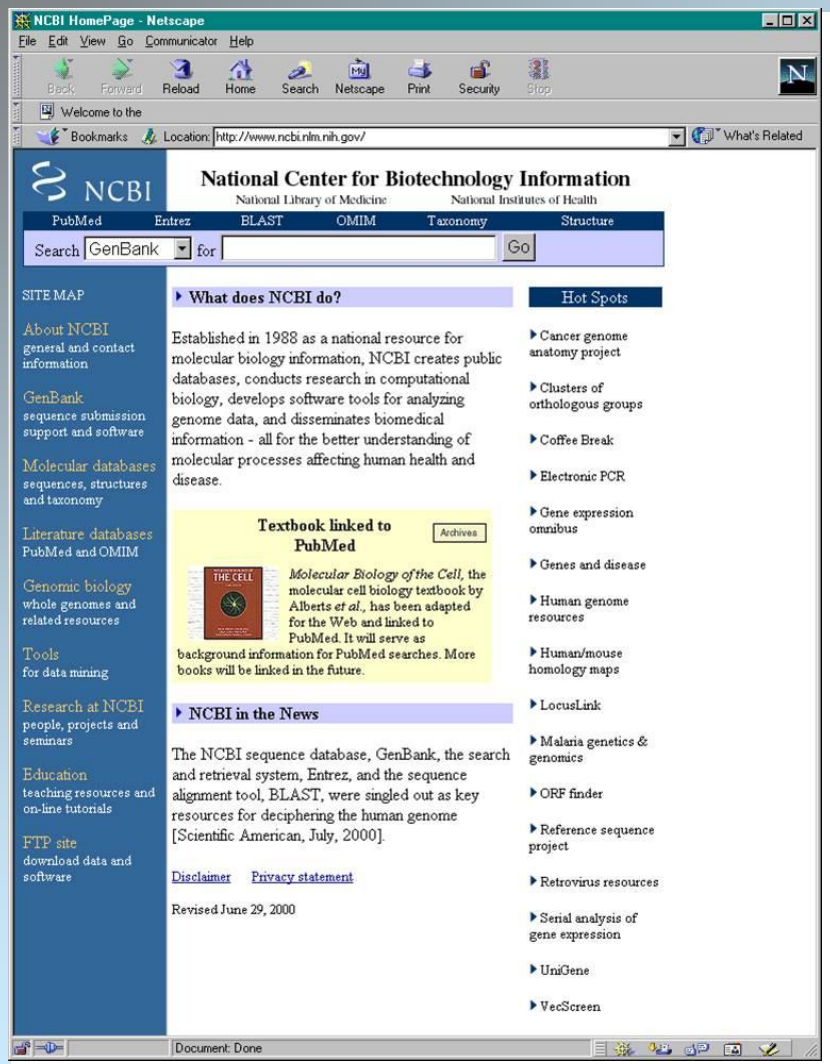



Software

2 Bioinformatics Rescources

2.1 Data Bases

2.2 Software

2.3 Articles

machine learning:

- Suport Vector Machines and kernel methods:
  www.kernel-machines.org/ under „software“,
  libsvm and torch are recommanded

- feature selection: „spider“ software or the PSVM software
  http://www.bioinf.jku.at/software/psvm



Software

2 Bioinformatics Rescources

2.1 Data Bases

2.2 Software

2.3 Articles

bioinformatics:

EMBOSS	toolbox	http://emboss.sourceforge.net
Domainatrix	tools/domains	http://emboss.sourceforge.net/embassy/domainatrix/
BLAST	homology/profiles	http://www.ncbi.nlm.nih.gov/BLAST/
PHRAP	shotgun DNA	http://www.phrap.org/
Babel	converts formats	http://openbabel.sourceforge.net/
BioPerl	toolbox perl	http://www.bioperl.org/
clustalw	multiple alig.	ftp://ftp-igbmc.u-strasbg.fr/pub/ClustalW
modeller	building model	http://salilab.org/modeller/download_installation.html
phylip	phylogenetics	http://evolution.gs.washington.edu/phylip.html
pymol	good viewer	http://pymol.sourceforge.net/
rasmol	fast viewer	http://www.umass.edu/microbio/rasmol/
molscript	nice images	http://www.avatar.se/molscript/obtain_info.html



Software

2 Bioinformatics Rescources

2.1 Data Bases

2.2 Software

2.3 Articles

bioinformatics:

strap	java toolbox	http://www.charite.de/bioinf/strap/
tinker	mol. dyn., fortran	http://www.es.embnet.org/Services/MolBio/tinker/
biodesigner	mol. dynamics	http://www.pirx.com/biodesigner/download.html
threader	threading	http://bioinf.cs.ucl.ac.uk/threader/threader.html
Loopp	threading	http://folding.chmcc.org/loopp/loopp.html
prospect	threading	http://compbio.ornl.gov/structure/prospect/



Software

2 Bioinformatics Rescources

2.1 Data Bases

2.2 Software

2.3 Articles

bioinformatics:

sspro4	sec. struc.	http://contact.ics.uci.edu/download.html
psipred	sec. struc.	ftp://bioinf.cs.ucl.ac.uk/pub/psipred/
prof	sec. struc.	http://www.aber.ac.uk/compsci/Research/bio/dss/prof/
jnet	sec. struc.	http://www.compbio.dundee.ac.uk/~www-jpred/jnet/download.html
PHD	sec. struc.	http://www.embl-heidelberg.de/predictprotein/predictprotein.html
DSSP	sec. struc. f. 3D	http://swift.cmbi.ru.nl/gv/dssp/
whatif	mol. modelling	http://swift.cmbi.kun.nl/whatif/
hmmer	alignment HMM	http://hmmer.wustl.edu/
ProsaII	struc. verf.	http://www.came.sbg.ac.at/Services/prosa.html
CE	struc. alig.	ftp://ftp.sdsc.edu/pub/sdsc/biology/CE/src/
DALI	struc. alig.	http://www.ebi.ac.uk/dali/



Articles

2 Bioinformatics Rescources

2.1 Data Bases

2.2 Software

2.3 Articles

- „PubMed“ http://www.ncbi.nlm.nih.gov/entrez/query.fcgi?db=PubMed

- machine learning and computer science: http://scholar.google.com/



Articles

2 Bioinformatics Rescources

2.1 Data Bases

2.2 Software

2.3 Articles

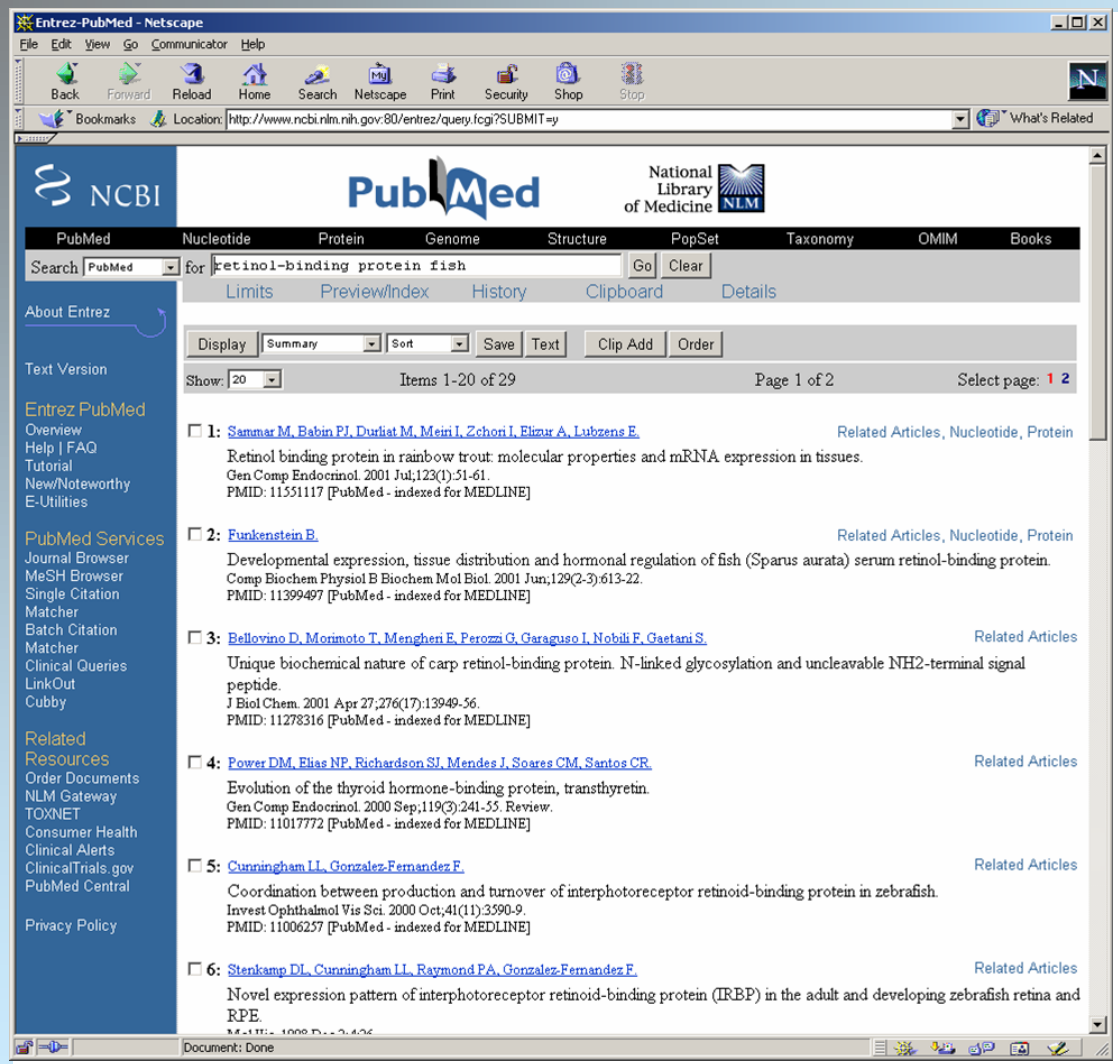



Articles

2 Bioinformatics Rescources

2.1 Data Bases

2.2 Software

2.3 Articles

The Johns Hopkins Medical Institutions

Welch WEB

The William H. Welch Medical Library

MyWelch · Home · PubMed · JHULibraries Catalog · RAUL (Remote Access) · WelDoc · Service Forms

QuickLinks

Choose...

QuickSearch

WelchWeb GO!

- resources
- Welch Services
- Education
- Subject Guides
- About the Library
- Contact Us
- Site Map
- Ask a Librarian

Electronic RESOURCES

journals

Access our electronic journal collection which has expanded to over 2,400 titles.

databases

Article indexes, full text articles, abstracting services, bibliographies, datasets, directories, etc. Choose from over 230 databases.

books

Quickly find answers in our over 300 fulltext electronic text books.

reserves

Retrieve course materials for the School of Medicine in PDF file format.

Monday, September 1, 2003

NEWS & FEATURES

8-26-03 Welch Library Closed September 1st for Labor Day Holiday

8-20-03 Bioinformatics and Genomics Course Announcement, ME:440.717 September 2-5

8-15-03 How can I get access to the Welch Library Collection from Home?

8-12-03 New EcoSal.org Database

8-07-03 STAT!Ref Gets a New Look

more news...

An insider's guide to the most important papers in the biological sciences...

Biology Reports Ltd Faculty of 1000

Click Here



Contents

3 Pairwise Alignment
3.1 Motivation
3.2 Sequence Similarities and Scoring
3.2.1 Identity Matrix
3.2.2 PAM Matrices
3.2.3 BLOSUM Matrices
3.2.4 Gap Penalties
3.3 Alignment Algorithms
3.3.1 Global Alignment - Needleman-Wunsch
3.3.2 Local Alignment - Smith-Waterman
3.3.3 Fast Approximations: FASTA, BLAST and BLAT
3.4 Alignment Significance
3.4.1 Significance of HSPs
3.4.2 Significance of Perfect Matches



Motivation

3 Pairwise Alignment

3.1 Motivation

3.2 Scoring

3.2.1 Identity

3.2.2 PAM

3.2.3 BLOSUM

3.2.4 Gap Penalties

3.3 Algorithms

3.3.1 Global

3.3.2 Local

3.3.3 FASTA, BLAST

3.4 Significance

3.4.1 HSPs

3.4.2 Matches

Remark: we mostly focus on sequences of **amino acids** but all concepts are valid for sequences of nucleotides

↪proteins of different species perform the same tasks → they are very similar to one another
(glucose cycles, DNA repair, membrane proteins, histones



Motivation

3 Pairwise Alignment

3.1 Motivation

3.2 Scoring

3.2.1 Identity

3.2.2 PAM

3.2.3 BLOSUM

3.2.4 Gap Penalties

3.3 Algorithms

3.3.1 Global

3.3.2 Local

3.3.3 FASTA, BLAST

3.4 Significance

3.4.1 HSPs

3.4.2 Matches

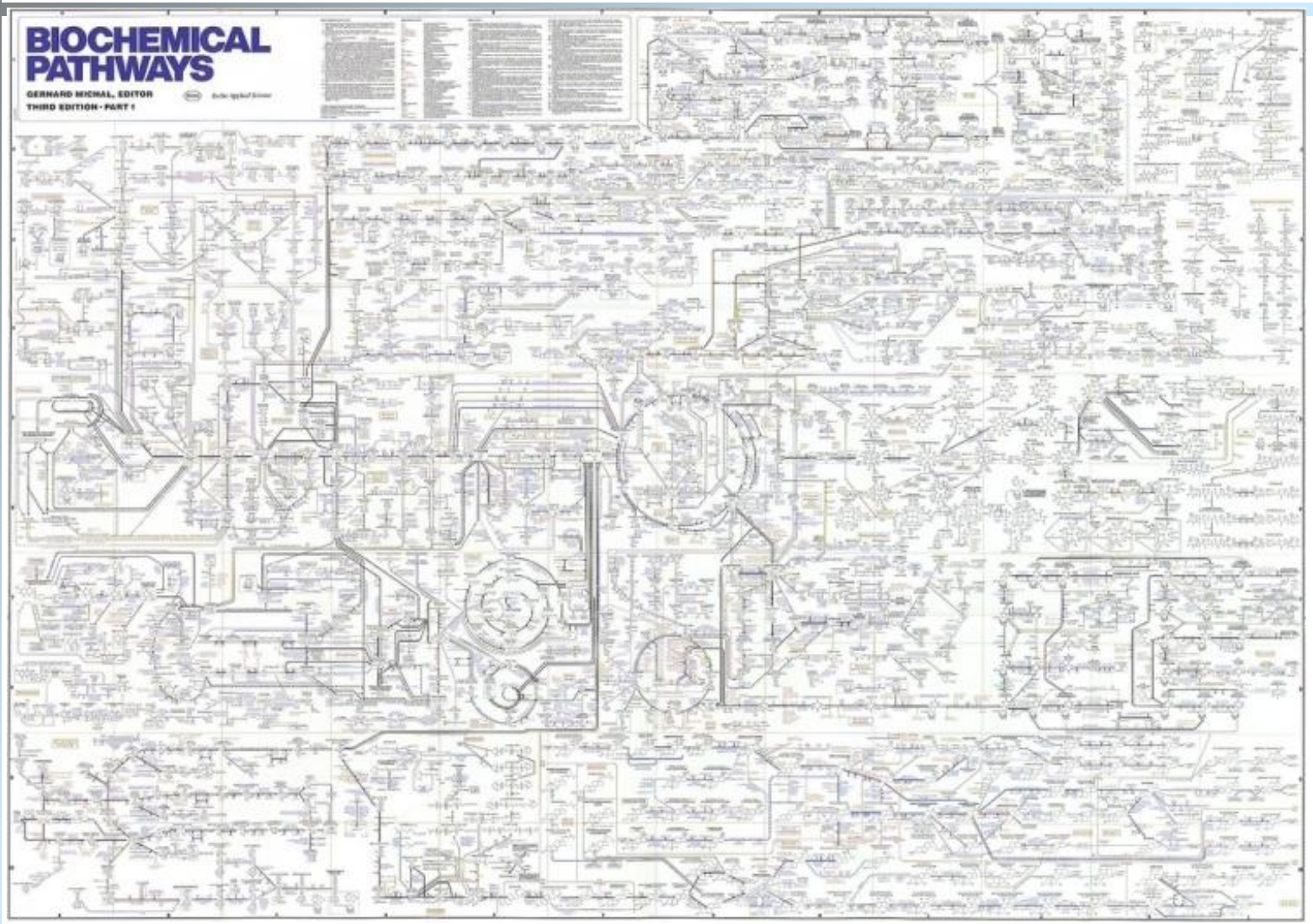



Motivation

3 Pairwise Alignment

3.1 Motivation

3.2 Scoring

3.2.1 Identity

3.2.2 PAM

3.2.3 BLOSUM

3.2.4 Gap Penalties

3.3 Algorithms

3.3.1 Global

3.3.2 Local

3.3.3 FASTA, BLAST

3.4 Significance

3.4.1 HSPs

3.4.2 Matches

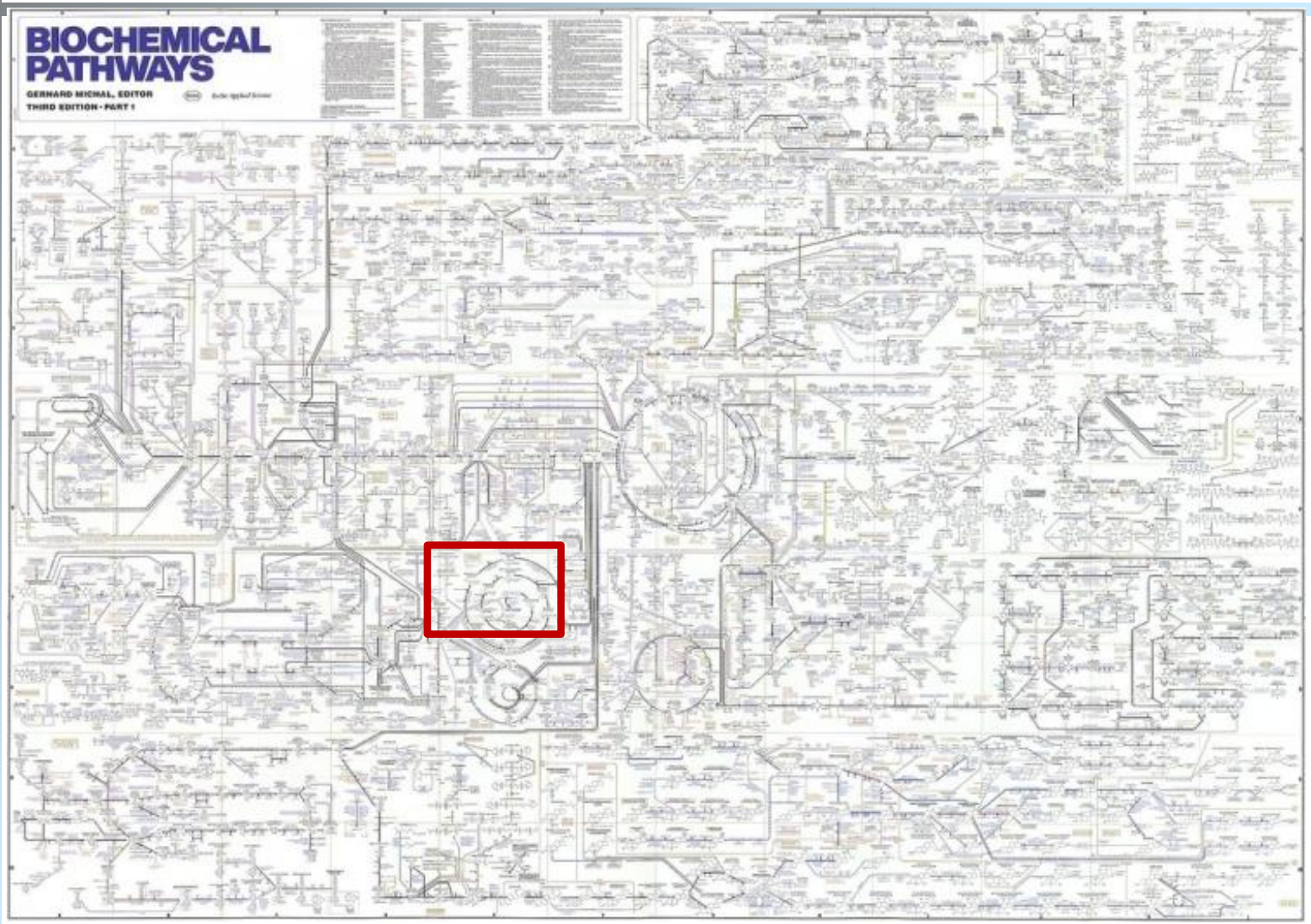



Motivation

3 Pairwise Alignment

3.1 Motivation

3.2 Scoring

3.2.1 Identity

3.2.2 PAM

3.2.3 BLOSUM

3.2.4 Gap Penalties

3.3 Algorithms

3.3.1 Global

3.3.2 Local

3.3.3 FASTA, BLAST

3.4 Significance

3.4.1 HSPs

3.4.2 Matches

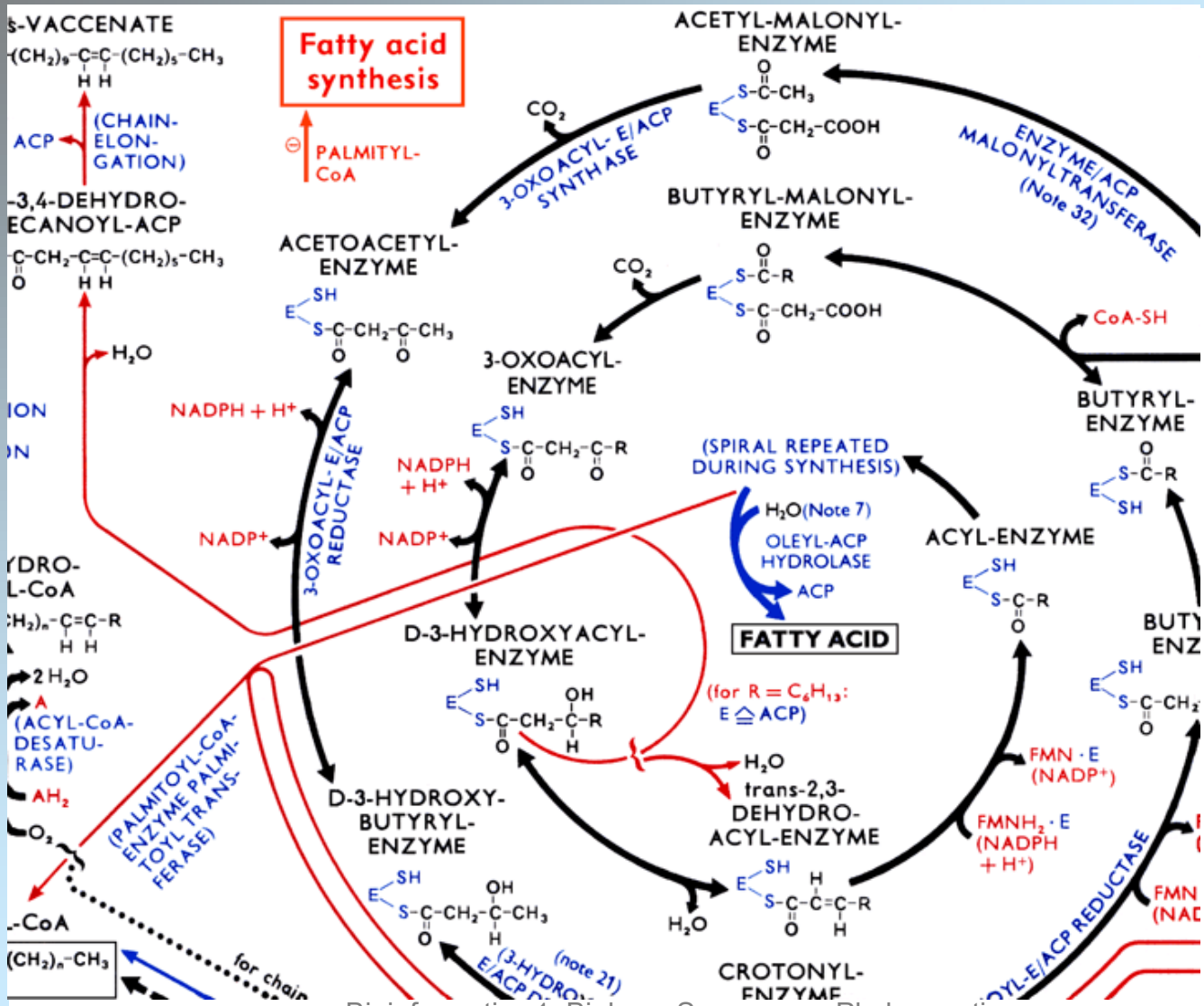



Motivation

3 Pairwise Alignment

3.1 Motivation

3.2 Scoring

3.2.1 Identity

3.2.2 PAM

3.2.3 BLOSUM

3.2.4 Gap Penalties

3.3 Algorithms

3.3.1 Global

3.3.2 Local

3.3.3 FASTA, BLAST

3.4 Significance

3.4.1 HSPs

3.4.2 Matches

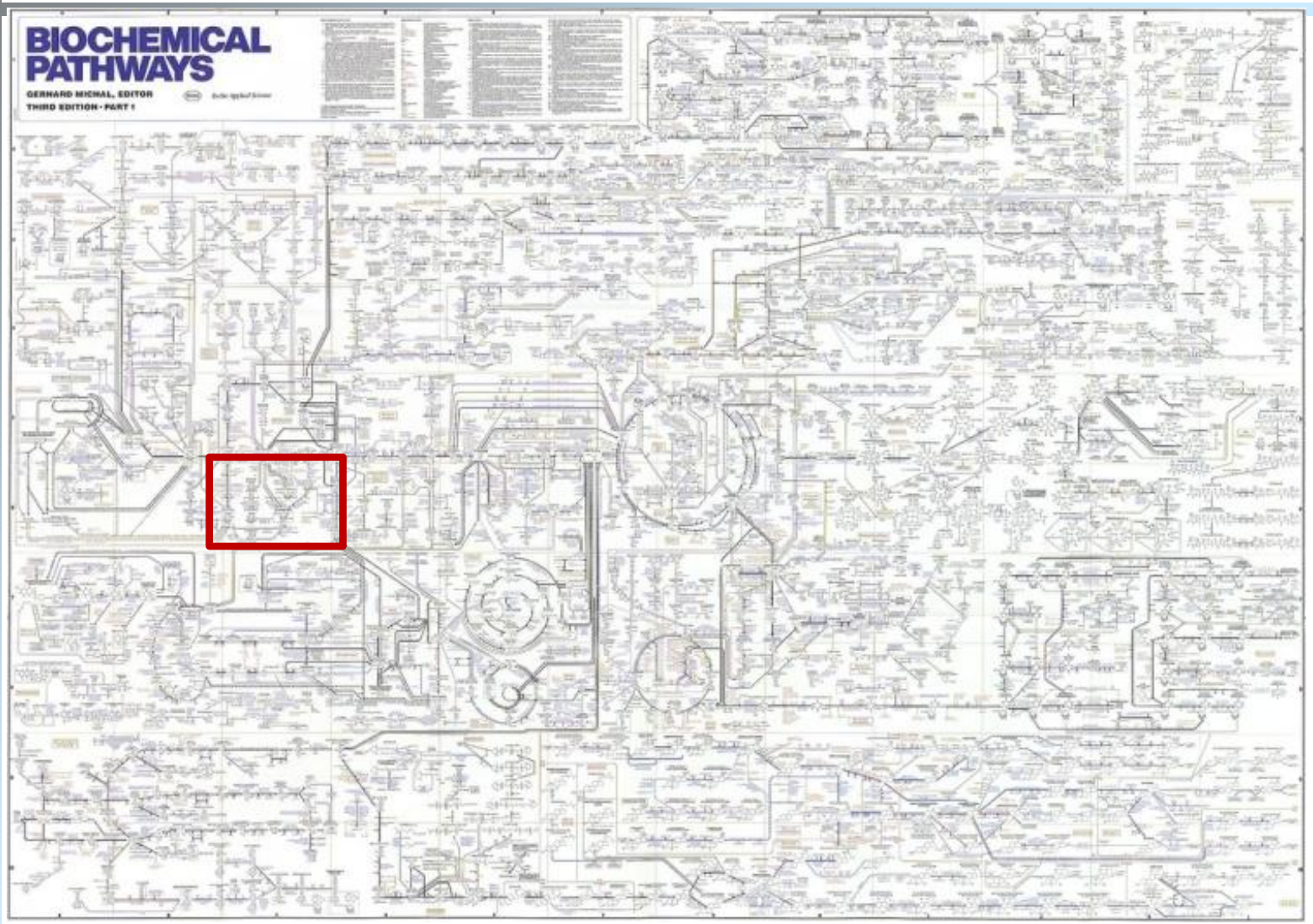



Motivation

3 Pairwise Alignment

3.1 Motivation

3.2 Scoring

3.2.1 Identity

3.2.2 PAM

3.2.3 BLOSUM

3.2.4 Gap Penalties

3.3 Algorithms

3.3.1 Global

3.3.2 Local

3.3.3 FASTA, BLAST

3.4 Significance

3.4.1 HSPs

3.4.2 Matches

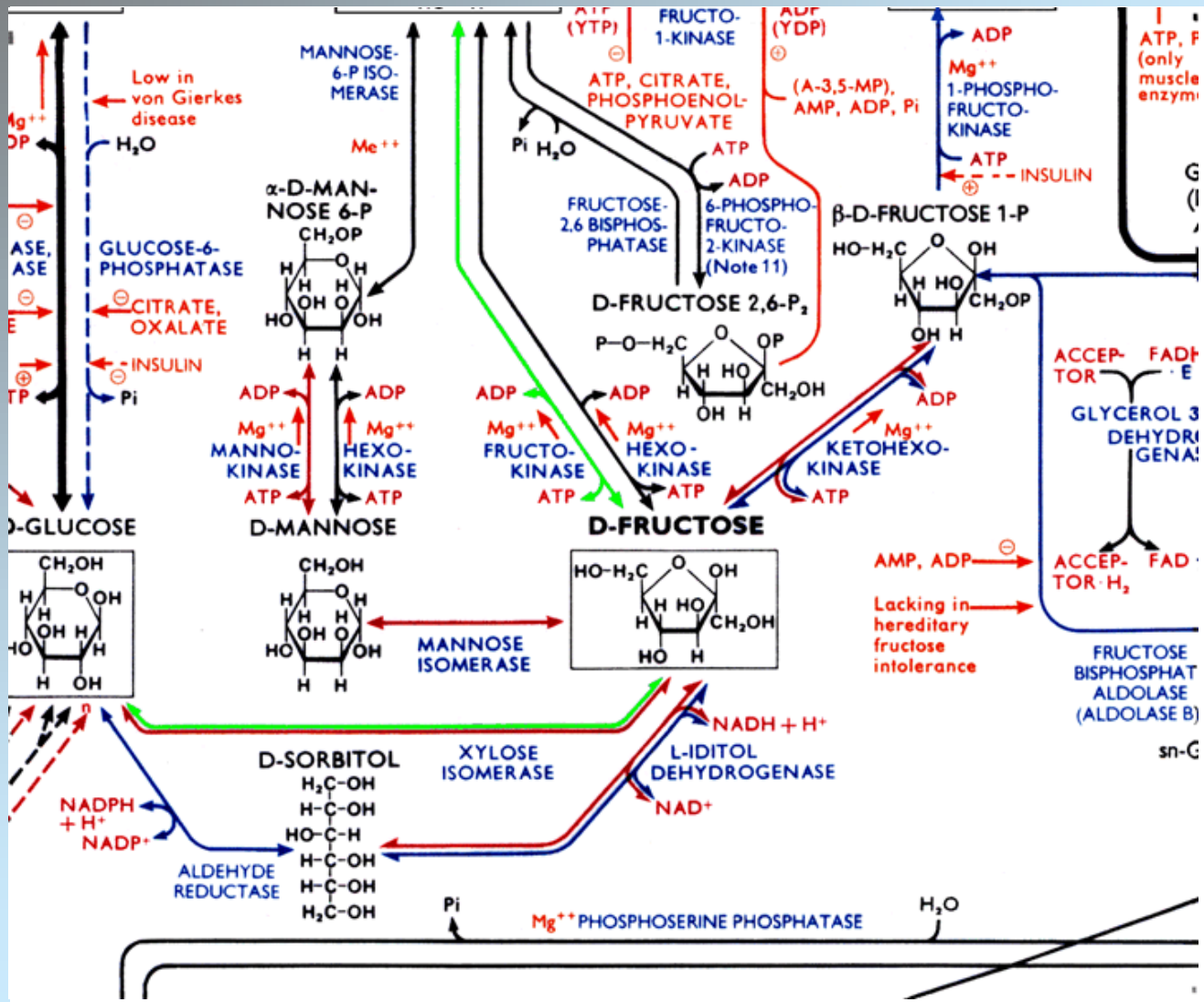



Motivation

3 Pairwise Alignment

3.1 Motivation

3.2 Scoring

3.2.1 Identity

3.2.2 PAM

3.2.3 BLOSUM

3.2.4 Gap Penalties

3.3 Algorithms

3.3.1 Global

3.3.2 Local

3.3.3 FASTA, BLAST

3.4 Significance

3.4.1 HSPs

3.4.2 Matches

- ➥ a new sequence is first compared to known sequences
- ➥ if a similar sequence is found: function/structure is also similar
- ➥ only 1% of the human genes do not match mouse genes (average similarity is 85%)
- ➥ cells possess a common ancestor cell (a mother cell)
- ➥ mutations change the genes
- ➥ difficult to find similarities when many mutations occurred
- ➥relationship at the structural basis
- ➥similarities search: **comparative genomics** or **homology search**



Motivation

3 Pairwise Alignment

3.1 Motivation

3.2 Scoring

3.2.1 Identity

3.2.2 PAM

3.2.3 BLOSUM

3.2.4 Gap Penalties

3.3 Algorithms

3.3.1 Global

3.3.2 Local

3.3.3 FASTA, BLAST

3.4 Significance

3.4.1 HSPs

3.4.2 Matches

optimality criterion, i.e. scoring (penalty, error, energy, cost)

vs.

optimization algorithm

A scoring scheme can be optimized in different ways.

Many algorithms can be used with different scoring schemes.

The next sections are 3.2 Scoring and 3.3 Algorithms



Sequence Similarity and Scoring

3 Pairwise Alignment

3.1 Motivation

3.2 Scoring

3.2.1 Identity

3.2.2 PAM

3.2.3 BLOSUM

3.2.4 Gap Penalties

3.3 Algorithms

3.3.1 Global

3.3.2 Local

3.3.3 FASTA, BLAST

3.4 Significance

3.4.1 HSPs

3.4.2 Matches

Sequence similarity: trend (stock market), pattern (text), frequencies (speech)

DNA and amino acid sequences: pattern (mutations)

Mutations:

- point mutations (one nucleotide or amino acid is changed)
- deletions (one nucleotide or amino acid or a whole subsequence is deleted)
- insertions (one nucleotide or amino acid or a whole subsequence is inserted)



Sequence Similarity and Scoring

3 Pairwise Alignment

3.1 Motivation

3.2 Scoring

3.2.1 Identity

3.2.2 PAM

3.2.3 BLOSUM

3.2.4 Gap Penalties

3.3 Algorithms

3.3.1 Global

3.3.2 Local

3.3.3 FASTA, BLAST

3.4 Significance

3.4.1 HSPs

3.4.2 Matches

Kind of mutations for a DNA example

➥point mutations:

CCGTCAGTTACGCCGTATCGTCTAGCT
CCGCCAGTTATCGCCGTAGCGTCTAGCT

➥deletion:

CCGTCAGTTACGCCGTATCGTCTAGCT
CCGTCAGTT--CGTATCGTCTAGCT

➥insertion:

CCGTCAGTTACGTATCGTCTAGCT
CCGTCAGTT--CGTATCGTCTAGCT

Deletion and insertion are indistinguishable: „Indel“

Goal: optimal position of the blanks (max. score)



Sequence Similarity and Scoring

3 Pairwise Alignment

3.1 Motivation

3.2 Scoring

3.2.1 Identity

3.2.2 PAM

3.2.3 BLOSUM

3.2.4 Gap Penalties

3.3 Algorithms

3.3.1 Global

3.3.2 Local

3.3.3 FASTA, BLAST

3.4 Significance

3.4.1 HSPs

3.4.2 Matches

first approach: similarity of two sequences is minimal number of mutations

However: point mutations are more likely then indels

Solution: length of insertions and deletions are counted

Result: counting the number of matching amino acids

$$0.5\ (l1 + l2 - \text{indels} - 2\ \text{mismatches})$$



Sequence Similarity and Scoring

3 Pairwise Alignment

3.1 Motivation

3.2 Scoring

3.2.1 Identity

3.2.2 PAM

3.2.3 BLOSUM

3.2.4 Gap Penalties

3.3 Algorithms

3.3.1 Global

3.3.2 Local

3.3.3 FASTA, BLAST

3.4 Significance

3.4.1 HSPs

3.4.2 Matches


```
BIOINFORMATICS            BIOI--N-FORMATICS
                     ⟶
BOILING FOR MANICS        B-OILINGFORMANICS
                                          ↑
```

12 identical letters out of the 14 letters of `BIOINFORMATICS`

Mutations:

(1) delete `I`	`BOINFORMATICS`
(2) insert `LI`	`BOILINFORMATICS`
(3) insert `G`	`BOILINGFORMATICS`
(4) change `T` into `N`	`BOILINGFORMANICS`

Is `I` deleted form the first string or inserted in the second?
Indels are denoted by "`-`"



Identity Matrix

3 Pairwise Alignment

3.1 Motivation

3.2 Scoring

3.2.1 Identity

3.2.2 PAM

3.2.3 BLOSUM

3.2.4 Gap Penalties

3.3 Algorithms

3.3.1 Global

3.3.2 Local

3.3.3 FASTA, BLAST

3.4 Significance

3.4.1 HSPs

3.4.2 Matches

Sequence alignment: arrangement of the two strings so that the number of mutations is minimal

Score (optimality value): number matches (match +1 and mismatch 0)

Pairwise amino acid score: identity matrix

An alignment algorithm searches for the arrangement of two sequences such that a criterion is optimized.

Arrangement: inserting "−" into the strings and moving them horizontally against each other



Identity Matrix

3 Pairwise Alignment

3.1 Motivation

3.2 Scoring

3.2.1 Identity

3.2.2 PAM

3.2.3 BLOSUM

3.2.4 Gap Penalties

3.3 Algorithms

3.3.1 Global

3.3.2 Local

3.3.3 FASTA, BLAST

3.4 Significance

3.4.1 HSPs

3.4.2 Matches

Dot matrix:

- one sequence on the top and the other vertically
- letters of the sequences are paired (all pairs)
- each matching pair of letters receives a dot



Identity Matrix

3 Pairwise Alignment

3.1 Motivation

3.2 Scoring

3.2.1 Identity

3.2.2 PAM

3.2.3 BLOSUM

3.2.4 Gap Penalties

3.3 Algorithms

3.3.1 Global

3.3.2 Local

3.3.3 FASTA, BLAST

3.4 Significance

3.4.1 HSPs

3.4.2 Matches

	B	I	O	I	N	F	O	R	M	A	T	I	C	S
B	●													
O			●				●							
I		●		●								●		
L														
I		●		●								●		
N					●									
G														
F						●								
O			●				●							
R								●						
M									●					
A										●				
N														
I												●		
C													●	
S														●



Identity Matrix

3 Pairwise Alignment

3.1 Motivation

3.2 Scoring

3.2.1 Identity

3.2.2 PAM

3.2.3 BLOSUM

3.2.4 Gap Penalties

3.3 Algorithms

3.3.1 Global

3.3.2 Local

3.3.3 FASTA, BLAST

3.4 Significance

3.4.1 HSPs

3.4.2 Matches

Which pairs correspond to the optimal alignment?

Each path through the matrix is an alignment and vice versa
Goal: search path with most dots

A simple game, where you can move

- horizontally "→" (a "–" in the vertical sequence)
- vertically "↓" (a "–" in the horizontal sequence)
- diagonal "↘" only if you at the position of a dot (matches)

Task: hit as many dots as possible if you run from the upper left corner to the lower right corner.



Identity Matrix

3 Pairwise Alignment
3.1 Motivation
3.2 Scoring
3.2.1 Identity
3.2.2 PAM
3.2.3 BLOSUM
3.2.4 Gap Penalties
3.3 Algorithms
3.3.1 Global
3.3.2 Local
3.3.3 FASTA, BLAST
3.4 Significance
3.4.1 HSPs
3.4.2 Matches

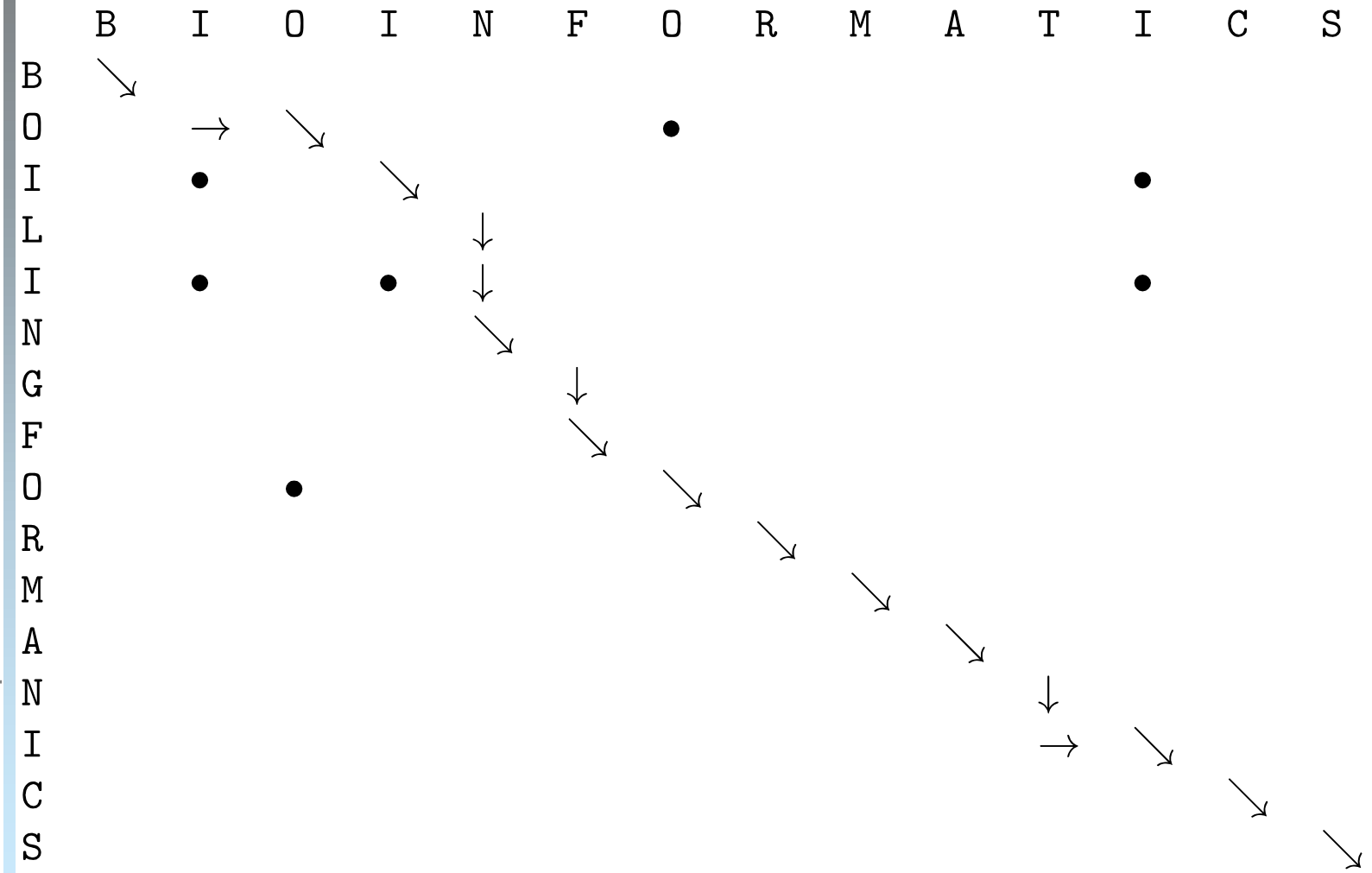



Identity Matrix

3 Pairwise Alignment

3.1 Motivation

3.2 Scoring

3.2.1 Identity

3.2.2 PAM

3.2.3 BLOSUM

3.2.4 Gap Penalties

3.3 Algorithms

3.3.1 Global

3.3.2 Local

3.3.3 FASTA, BLAST

3.4 Significance

3.4.1 HSPs

3.4.2 Matches

dots on diagonals correspond to matching regions

Example: triosephosphate isomerase (TIM)

- human
- Yeast
- E. coli (bacteria)
- archaeon



Identity Matrix

3 Pairwise Alignment

3.1 Motivation

3.2 Scoring

3.2.1 Identity

3.2.2 PAM

3.2.3 BLOSUM

3.2.4 Gap Penalties

3.3 Algorithms

3.3.1 Global

3.3.2 Local

3.3.3 FASTA, BLAST

3.4 Significance

3.4.1 HSPs

3.4.2 Matches

TIM-Human (horizontal) vs. TIM-Yeast (vertical)

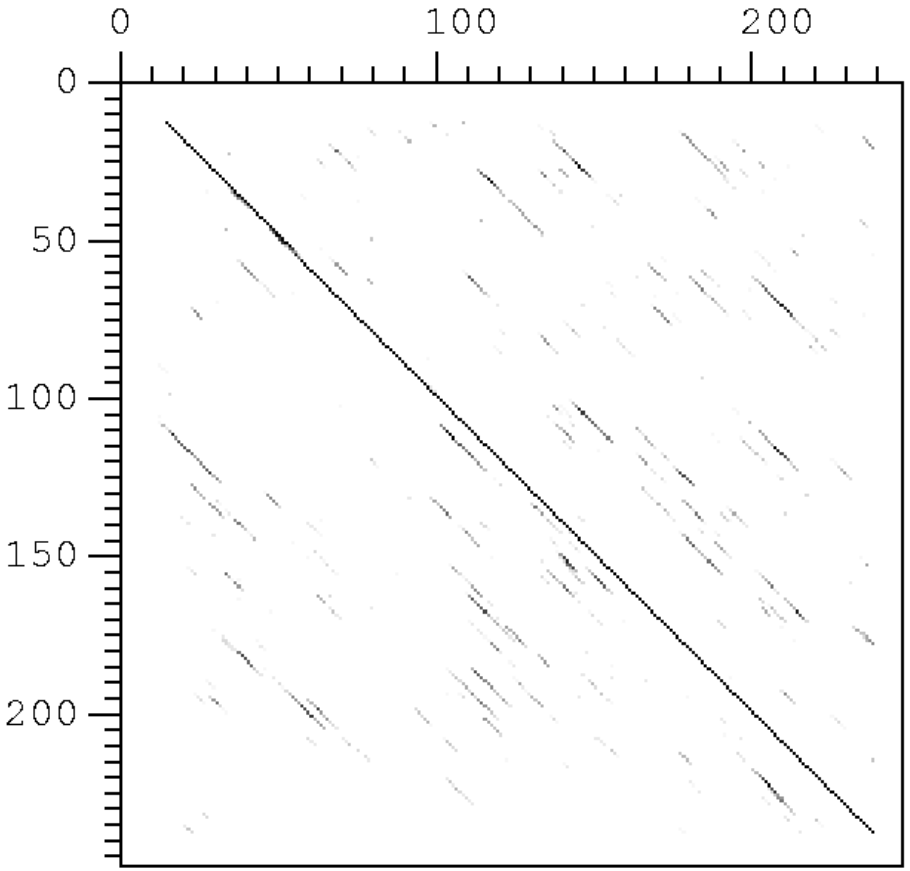



Identity Matrix

3 Pairwise Alignment

3.1 Motivation

3.2 Scoring

3.2.1 Identity

3.2.2 PAM

3.2.3 BLOSUM

3.2.4 Gap Penalties

3.3 Algorithms

3.3.1 Global

3.3.2 Local

3.3.3 FASTA, BLAST

3.4 Significance

3.4.1 HSPs

3.4.2 Matches

TIM-Human (horizontal) vs. TIM-Ecoli (vertical)

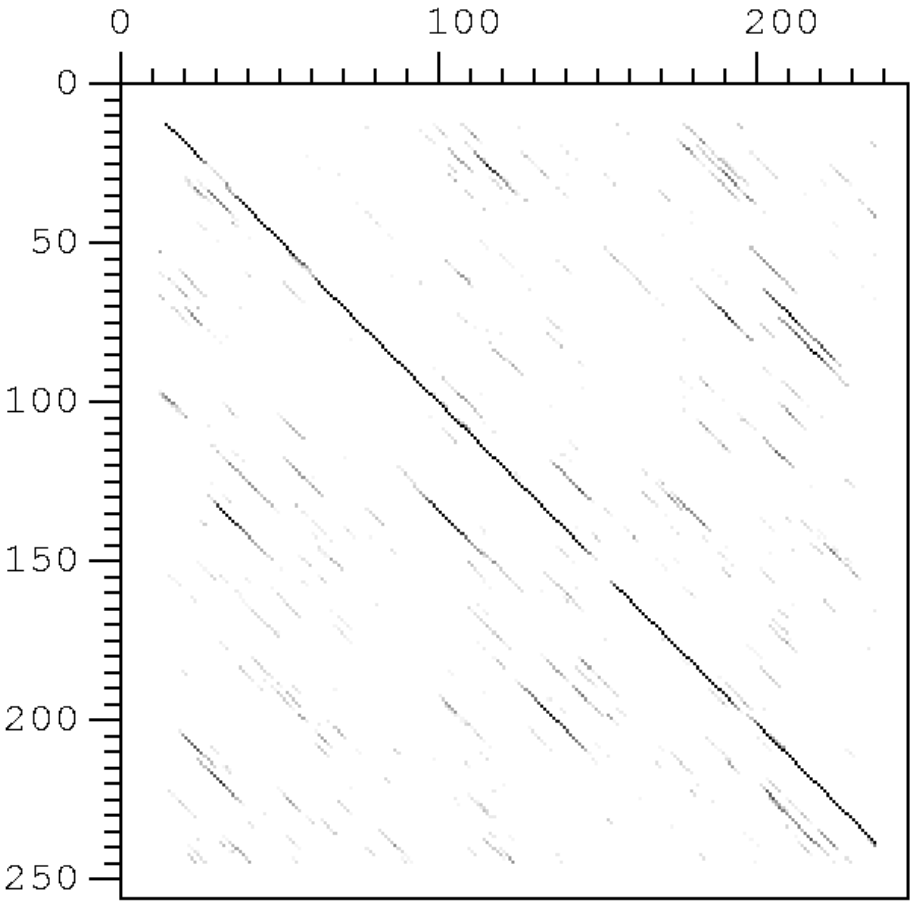



Identity Matrix

3 Pairwise Alignment

3.1 Motivation

3.2 Scoring

3.2.1 Identity

3.2.2 PAM

3.2.3 BLOSUM

3.2.4 Gap Penalties

3.3 Algorithms

3.3.1 Global

3.3.2 Local

3.3.3 FASTA, BLAST

3.4 Significance

3.4.1 HSPs

3.4.2 Matches

TIM-Human (horizontal) vs. TIM-Archaeon (vertical)

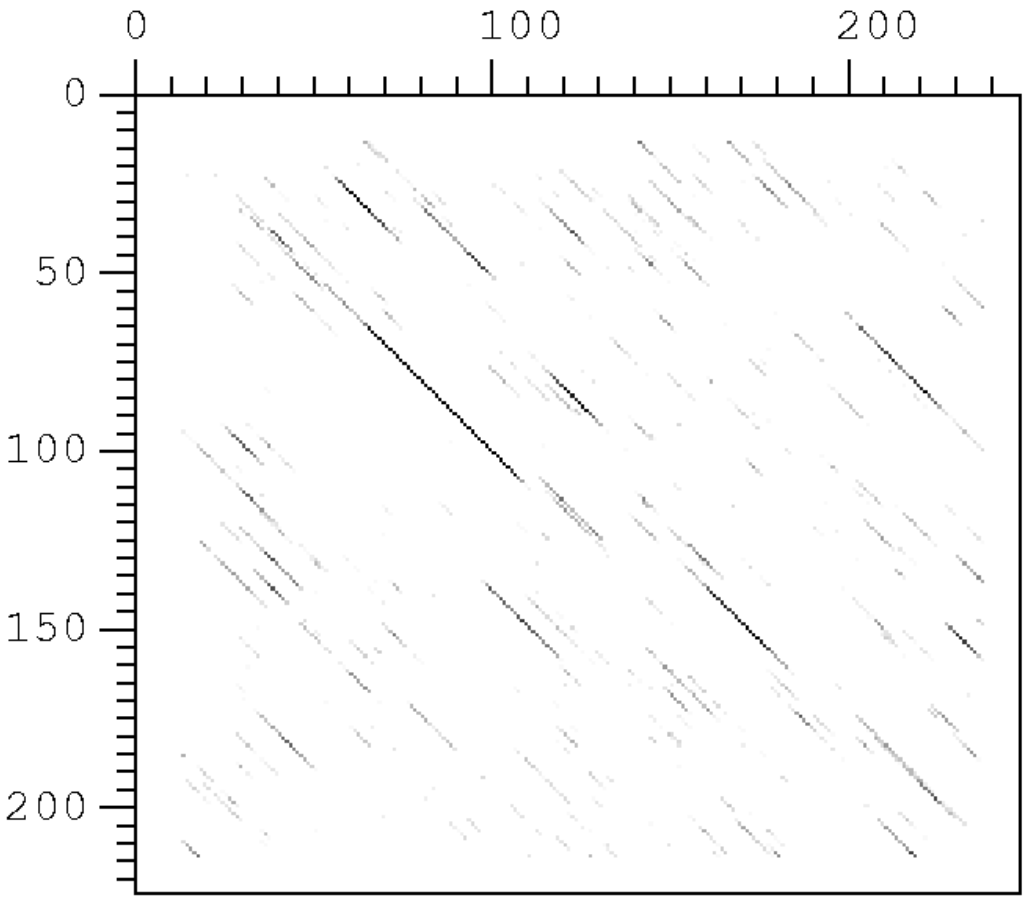



Identity Matrix

3 Pairwise Alignment

3.1 Motivation

3.2 Scoring

3.2.1 Identity

3.2.2 PAM

3.2.3 BLOSUM

3.2.4 Gap Penalties

3.3 Algorithms

3.3.1 Global

3.3.2 Local

3.3.3 FASTA, BLAST

3.4 Significance

3.4.1 HSPs

3.4.2 Matches

Other scoring schemes also judge the mismatches

Amino acids are more likely to mutate into another amino acid with similar chemical properties (scoring by mutation

Also indels may be differently scored



Identity Matrix

3 Pairwise Alignment

3.1 Motivation

3.2 Scoring

3.2.1 Identity

3.2.2 PAM

3.2.3 BLOSUM

3.2.4 Gap Penalties

3.3 Algorithms

3.3.1 Global

3.3.2 Local

3.3.3 FASTA, BLAST

3.4 Significance

3.4.1 HSPs

3.4.2 Matches

Example scoring without identity (gap is higher penalized)

Position l:

$$s(x_l, y_l) = \begin{cases} +2 & \text{for} \quad x_l = y_l \\ -1 & \text{for} \quad x_l \neq y_l \\ -2 & \text{for} \quad x_l \text{ or } y_l \text{ blank} \end{cases}$$

Scoring

x_l	T	C	A	G	A	C	A
y_l	T	–	–	G	A	T	–
$s(x_l, y_l)$	2	–2	–2	2	2	–1	–2

Whole scoring

$$\sum_l s(x_l, y_l) = -1$$



PAM Matrices

3 Pairwise Alignment

3.1 Motivation

3.2 Scoring

3.2.1 Identity

3.2.2 PAM

3.2.3 BLOSUM

3.2.4 Gap Penalties

3.3 Algorithms

3.3.1 Global

3.3.2 Local

3.3.3 FASTA, BLAST

3.4 Significance

3.4.1 HSPs

3.4.2 Matches

Point Accepted Mutation (PAM) matrices: Dayhoff et. al (1978)

nPAM:

- n% mutations on average per position
- 1 PAM = 1 point mutation/100 amino acids
- nPAM = $(1\text{PAM})^n$
- n is time unit (measured in the time interval to obtain 1 mutation)

Symmetric Markov matrices:

$$P = \begin{pmatrix} p_{1,1} & p_{1,2} & \cdots & p_{1,20} \\ p_{2,1} & p_{2,2} & \cdots & p_{2,20} \\ \vdots & \vdots & \ddots & \vdots \\ p_{20,1} & p_{20,2} & \cdots & p_{20,20} \end{pmatrix},$$

where $p_{i,j} \geq 0$ and $\sum_j p_{i,j} = 1 \quad (p_{i,j} = p(j \mid i))$.



PAM Matrices

3 Pairwise Alignment

3.1 Motivation

3.2 Scoring

3.2.1 Identity

3.2.2 PAM

3.2.3 BLOSUM

3.2.4 Gap Penalties

3.3 Algorithms

3.3.1 Global

3.3.2 Local

3.3.3 FASTA, BLAST

3.4 Significance

3.4.1 HSPs

3.4.2 Matches

Construction of PAM:

- 71 subsequences (blocks) with >85% mutual identity
- 1,572 changes
- phylogenetic tree for each block
- $C_{i,j}$: number transition i ➔ j with $C_{i,j} = 0.5 (C_{i,j} + C_{j,i})$ in the tree (direction of point mutations is ambiguous)
- Mutation probability i ➔ j approximated

$$c_{i,j} = \frac{C_{i,j}}{\sum_l C_{i,l}}$$



PAM Matrices

3 Pairwise Alignment

3.1 Motivation

3.2 Scoring

3.2.1 Identity

3.2.2 PAM

3.2.3 BLOSUM

3.2.4 Gap Penalties

3.3 Algorithms

3.3.1 Global

3.3.2 Local

3.3.3 FASTA, BLAST

3.4 Significance

3.4.1 HSPs

3.4.2 Matches

	A	R	N	D	C	Q	E	G	H	I	L	K	M	F	P	S	T	W	Y	V
A																				
R	30																			
N	109	17																		
D	154	0	532																	
C	33	10	0	0																
Q	93	120	50	76	0															
E	266	0	94	831	0	422														
G	579	10	156	162	10	30	112													
H	21	103	226	43	10	243	23	10												
I	66	30	36	13	17	8	35	0	3											
L	95	17	37	0	0	75	15	17	40	253										
K	57	477	322	85	0	147	104	60	23	43	39									
M	29	17	0	0	0	20	7	7	0	57	207	90								
F	20	7	7	0	0	0	0	17	20	90	167	0	17							
P	345	67	27	10	10	93	40	49	50	7	43	43	4	7						
S	772	137	432	98	117	47	86	450	26	20	32	168	20	40	269					
T	590	20	169	57	10	37	31	50	14	129	52	200	28	10	73	696				
W	0	27	3	0	0	0	0	0	3	0	13	0	0	10	0	17	0			
Y	20	3	36	0	30	0	10	0	40	13	23	10	0	260	0	22	23	6		
V	365	20	13	17	33	27	37	97	30	661	303	17	77	10	50	43	186	0	17	

Table 1: Cumulative Data for computing PAM with 1572 changes.



PAM Matrices

3 Pairwise Alignment

3.1 Motivation

3.2 Scoring

3.2.1 Identity

3.2.2 PAM

3.2.3 BLOSUM

3.2.4 Gap Penalties

3.3 Algorithms

3.3.1 Global

3.3.2 Local

3.3.3 FASTA, BLAST

3.4 Significance

3.4.1 HSPs

3.4.2 Matches

$$p_{i,j} = m_i \; c_{i,j} = m_i \; \frac{C_{i,j}}{\sum_{l,l \neq i} C_{i,l}}$$

$$f_i \; p_{i,j} = f_j \; p_{j,i}$$

Steady state: amino acid distribution remains constant

$$f_i \; m_i \; \frac{C_{i,j}}{\sum_{l,l \neq i} C_{i,l}} = f_j \; m_j \; \frac{C_{i,j}}{\sum_{l,l \neq j} C_{j,l}}$$

$$m_i \; \frac{f_i}{\sum_{l,l \neq i} C_{i,l}} = m_j \; \frac{f_j}{\sum_{l,l \neq j} C_{j,l}} := c$$

$$m_i = c \; \frac{\sum_{l,l \neq i} C_{i,l}}{f_i}$$



PAM Matrices

3 Pairwise Alignment

3.1 Motivation

3.2 Scoring

3.2.1 Identity

3.2.2 PAM

3.2.3 BLOSUM

3.2.4 Gap Penalties

3.3 Algorithms

3.3.1 Global

3.3.2 Local

3.3.3 FASTA, BLAST

3.4 Significance

3.4.1 HSPs

3.4.2 Matches

$$p_{i,j} = c \frac{\sum_{l,l \neq i} C_{i,l}}{f_i} \frac{C_{i,j}}{\sum_{l,l \neq i} C_{i,l}} = c \frac{C_{i,j}}{f_i}$$

$$\sum_i f_i (1 - p_{i,i}) = \sum_i \sum_{j \neq i} f_i \, p_{i,j} =$$

$$c \sum_i \sum_{j \neq i} f_i \frac{C_{i,j}}{f_i} = c \sum_i \sum_{j \neq i} C_{i,j} = 1/100$$

$$c = 1 / \left(100 \sum_i \sum_{j \neq i} C_{i,j} \right)$$

Choose c to obtain 1 mutation per 100 amino acids

$$p_{i,j} = \frac{C_{i,j}}{100 \, f_i \, \sum_l \sum_{k \neq l} C_{l,k}}$$



PAM Matrices

3 Pairwise Alignment

3.1 Motivation

3.2 Scoring

3.2.1 Identity

3.2.2 PAM

3.2.3 BLOSUM

3.2.4 Gap Penalties

3.3 Algorithms

3.3.1 Global

3.3.2 Local

3.3.3 FASTA, BLAST

3.4 Significance

3.4.1 HSPs

3.4.2 Matches

Gly	0.089	Val	0.065	Arg	0.041	His	0.034
Ala	0.087	Thr	0.058	Asn	0.040	Cys	0.033
Leu	0.085	Pro	0.051	Phe	0.040	Tyr	0.030
Lys	0.081	Glu	0.050	Gln	0.038	Met	0.015
Ser	0.070	Asp	0.047	Ile	0.037	Trp	0.010

Table 1: Amino acid frequencies according to Dayhoff et. al (1978).



PAM Matrices

3 Pairwise Alignment

3.1 Motivation

3.2 Scoring

3.2.1 Identity

3.2.2 PAM

3.2.3 BLOSUM

3.2.4 Gap Penalties

3.3 Algorithms

3.3.1 Global

3.3.2 Local

3.3.3 FASTA, BLAST

3.4 Significance

3.4.1 HSPs

3.4.2 Matches

	A	R	N	D	C	Q	E	G	H	I	L	K	M	F	P	S	T	W	Y	V
A	9867	2	9	10	3	8	17	21	2	6	4	2	6	2	22	35	32	0	2	18
R	1	9913	1	0	1	10	0	0	10	3	1	19	4	1	4	6	1	8	0	1
N	4	1	9822	36	0	4	6	6	21	3	1	13	0	1	2	20	9	1	4	1
D	6	0	42	9859	0	6	53	6	4	1	0	3	0	0	1	5	3	0	0	1
C	1	1	0	0	9973	0	0	0	1	1	0	0	0	0	1	5	1	0	3	2
Q	3	9	4	5	0	9876	27	1	23	1	3	6	4	0	6	2	2	0	0	1
E	10	0	7	56	0	35	9865	4	2	3	1	4	1	0	3	4	2	0	1	2
G	21	1	12	11	1	3	7	9935	1	0	1	2	1	1	3	21	3	0	0	5
H	1	8	18	3	1	20	1	0	9912	0	1	1	0	2	3	1	1	1	4	1
I	2	2	3	1	2	1	2	0	0	9872	9	2	12	7	0	1	7	0	1	33
L	3	1	3	0	0	6	1	1	4	22	9947	2	45	13	3	1	3	4	2	15
K	2	37	25	6	0	12	7	2	2	4	1	9926	20	0	3	8	11	0	1	1
M	1	1	0	0	0	2	0	0	0	5	8	4	9874	1	0	1	2	0	0	4
F	1	1	1	0	0	0	0	1	2	8	6	0	4	9946	0	2	1	3	28	0
P	13	5	2	1	1	8	3	2	5	1	2	2	1	1	9926	12	4	0	0	2
S	28	11	34	7	11	4	6	16	2	2	1	7	4	3	17	9840	38	5	2	2
T	22	2	13	4	1	3	2	2	1	11	2	8	6	1	5	32	9871	0	2	9
W	0	2	0	0	0	0	0	0	0	0	0	0	0	1	0	1	0	9976	1	0
Y	1	0	3	0	3	0	1	0	4	1	1	0	0	21	0	1	1	2	9945	1
V	13	2	1	1	3	2	2	3	3	57	11	1	17	1	3	2	10	0	2	9901

Table 1: 1 PAM evolutionary distance (times 10000).



PAM Matrices

3 Pairwise Alignment

3.1 Motivation

3.2 Scoring

3.2.1 Identity

3.2.2 PAM

3.2.3 BLOSUM

3.2.4 Gap Penalties

3.3 Algorithms

3.3.1 Global

3.3.2 Local

3.3.3 FASTA, BLAST

3.4 Significance

3.4.1 HSPs

3.4.2 Matches

	A	R	N	D	C	Q	E	G	H	I	L	K	M	F	P	S	T	W	Y	V
A	13	6	9	9	5	8	9	12	6	8	6	7	7	4	11	11	11	2	4	9
R	3	17	4	3	2	5	3	2	6	3	2	9	4	1	4	4	3	7	2	2
N	4	4	6	7	2	5	6	4	6	3	2	5	3	2	4	5	4	2	3	3
D	5	4	8	11	1	7	10	5	6	3	2	5	3	1	4	5	5	1	2	3
C	2	1	1	1	52	1	1	2	2	2	1	1	1	1	2	3	2	1	4	2
Q	3	5	5	6	1	10	7	3	7	2	3	5	3	1	4	3	3	1	2	3
E	5	4	7	11	1	9	12	5	6	3	2	5	3	1	4	5	5	1	2	3
G	12	5	10	10	4	7	9	27	5	5	4	6	5	3	8	11	9	2	3	7
H	2	5	5	4	2	7	4	2	15	2	2	3	2	2	3	3	2	2	3	2
I	3	2	2	2	2	2	2	2	2	10	6	2	6	5	2	3	4	1	3	9
L	6	4	4	3	2	6	4	3	5	15	34	4	20	13	5	4	6	6	7	13
K	6	18	10	8	2	10	8	5	8	5	4	24	9	2	6	8	8	4	3	5
M	1	1	1	1	0	1	1	1	1	2	3	2	6	2	1	1	1	1	1	2
F	2	1	2	1	1	1	1	1	3	5	6	1	4	32	1	2	2	4	20	3
P	7	5	5	4	3	5	4	5	5	3	3	4	3	2	20	6	5	1	2	4
S	9	6	8	7	7	6	7	9	6	5	4	7	5	3	9	10	9	4	4	6
T	8	5	6	6	4	5	5	6	4	6	4	6	5	3	6	8	11	2	3	6
W	0	2	0	0	0	0	0	0	1	0	1	0	0	1	0	1	0	55	1	0
Y	1	1	2	1	3	1	1	1	3	2	2	1	2	15	1	2	2	3	31	2
V	7	4	4	4	4	4	4	4	5	4	15	10	4	10	5	5	5	7	4	17

Table 1: 250 PAM evolutionary distance (times 100).



PAM Matrices

3 Pairwise Alignment

3.1 Motivation

3.2 Scoring

3.2.1 Identity

3.2.2 PAM

3.2.3 BLOSUM

3.2.4 Gap Penalties

3.3 Algorithms

3.3.1 Global

3.3.2 Local

3.3.3 FASTA, BLAST

3.4 Significance

3.4.1 HSPs

3.4.2 Matches

How do we score?

The likelihood ratio compares a random pairing to a pairing resulting from mutations:

$$\frac{f_i\ p_{i,j}}{f_i\ f_j} = \frac{p_{i,j}}{f_j} = \frac{p_{j,i}}{f_i}$$

$$\begin{aligned} p_{i,j} &\sim p(j \mid i) \\ f_i &\sim p(i) \\ f_i\ p_{i,j} &\sim p(i,j) \end{aligned}$$

Positions are independent from each other then for the whole sequence:

$$\prod_k \frac{f_{i_k}\ p_{i_k,j_k}}{f_{i_k}\ f_{j_k}} = \prod_k \frac{p_{i_k,j_k}}{f_{j_k}}$$

and taking the logarithm:

$$\sum_k \log\left(\frac{p_{i_k,j_k}}{f_{j_k}}\right)$$



PAM Matrices

3 Pairwise Alignment

3.1 Motivation

3.2 Scoring

3.2.1 Identity

3.2.2 PAM

3.2.3 BLOSUM

3.2.4 Gap Penalties

3.3 Algorithms

3.3.1 Global

3.3.2 Local

3.3.3 FASTA, BLAST

3.4 Significance

3.4.1 HSPs

3.4.2 Matches

The values $\log\left(\frac{p_{i_k,j_k}}{f_{j_k}}\right)$ are called “log-odd-scores”

Multiplied by a constant and rounded gives the PAM “log-odd-scores”

Positive “log-odd-scores”: pair of amino acids appears more often in aligned homologous sequences than by chance



PAM Matrices

3 Pairwise Alignment

3.1 Motivation

3.2 Scoring

3.2.1 Identity

3.2.2 PAM

3.2.3 BLOSUM

3.2.4 Gap Penalties

3.3 Algorithms

3.3.1 Global

3.3.2 Local

3.3.3 FASTA, BLAST

3.4 Significance

3.4.1 HSPs

3.4.2 Matches

	A	R	N	D	C	Q	E	G	H	I	L	K	M	F	P	S	T	W	Y	V
A	2																			
R	-2	6																		
N	0	0	2																	
D	0	-1	2	4																
C	-2	-4	-4	-5	12															
Q	0	1	1	2	-5	4														
E	0	-1	1	3	-5	2	4													
G	1	-3	0	1	-3	-1	0	5												
H	-1	2	2	1	-3	3	1	-2	6											
I	-1	-2	-2	-2	-2	-2	-2	-3	-2	5										
L	-2	-3	-3	-4	-6	-2	-3	-4	-2	2	6									
K	-1	3	1	0	-5	1	0	-2	0	-2	-3	5								
M	-1	0	-2	-3	-5	-1	-2	-3	-2	2	4	0	6							
F	-4	-4	-4	-6	-4	-5	-5	-5	-2	1	2	-5	0	9						
P	1	0	-1	-1	-3	0	-1	-1	0	-2	-3	-1	-2	-5	6					
S	1	0	1	0	0	-1	0	1	-1	-1	-3	0	-2	-3	1	3				
T	1	-1	0	0	-2	-1	0	0	-1	0	-2	0	-1	-2	0	1	3			
W	-6	2	-4	-7	-8	-5	-7	-7	-3	-5	-2	-3	-4	0	-6	-2	-5	17		
Y	-3	-4	-2	-4	0	-4	-4	-5	0	-1	-1	-4	-2	7	-5	-3	-3	0	10	
V	0	-2	-2	-2	-2	-2	-2	-1	-2	4	2	-2	2	-1	-1	-1	0	-6	-2	4

PAM250 “log-odd-scores”



BLOSUM Matrices

3 Pairwise Alignment

3.1 Motivation

3.2 Scoring

3.2.1 Identity

3.2.2 PAM

3.2.3 BLOSUM

3.2.4 Gap Penalties

3.3 Algorithms

3.3.1 Global

3.3.2 Local

3.3.3 FASTA, BLAST

3.4 Significance

3.4.1 HSPs

3.4.2 Matches

PAM matrices: very similar sequences and generalized to less similar by matrix multiplication

BLOSUM (BLOck SUbstitution Matrix, Henikoff and Henikoff, 1992) is based on the Blocks database

BLOSUM directly determines the similarity

BLOSUM p: p% identity of the blocks

BLOSUM 62 (62% identity) is most popular



BLOSUM Matrices

3 Pairwise Alignment

3.1 Motivation

3.2 Scoring

3.2.1 Identity

3.2.2 PAM

3.2.3 BLOSUM

3.2.4 Gap Penalties

3.3 Algorithms

3.3.1 Global

3.3.2 Local

3.3.3 FASTA, BLAST

3.4 Significance

3.4.1 HSPs

3.4.2 Matches

Calculation of the BLOSUM matrices:

1. Sequences with at least p% identity are clustered. Each cluster provides a sequence of frequencies. In the following we only consider the case without frequencies.
2. Frequency sequences are compared and pairs (i,j) counted by $c_{i,j}$ according to

$$\text{column } k\text{: } n_i^k \text{ amino acids } i \text{ and } n_j^k \text{ amino acids } j$$

$$c_{i,j}^k = \begin{cases} \binom{n_i^k}{2} & \text{for} \quad i = j \\ n_i^k n_j^k & \text{for} \quad i > j \end{cases}$$

$$\binom{n_i^k}{2} = \frac{1}{2}\left(n_i^k \; n_i^k \; - \; n_i^k\right)$$

where the factor 1/2 accounts for symmetry and $-n_i^k$ subtracts the original sequence (no mutation)



BLOSUM Matrices

3 Pairwise Alignment

3.1 Motivation

3.2 Scoring

3.2.1 Identity

3.2.2 PAM

3.2.3 BLOSUM

3.2.4 Gap Penalties

3.3 Algorithms

3.3.1 Global

3.3.2 Local

3.3.3 FASTA, BLAST

3.4 Significance

3.4.1 HSPs

3.4.2 Matches

3. For N sequences of length L compute

$$c_{i,j} = \sum_k c_{i,j}^k \ , \quad Z = \sum_{i,j<i} c_{i,j} = \frac{L\ N\ \ (N-1)}{2}$$

$$q_{i,j} = \frac{c_{i,j}}{Z} \ , \quad q_{j,i} = q_{i,j} \quad \forall i > j$$

$$\boxed{q_{i,j} = 2p(i,j) \ , \quad p_{i,j} = p(j|i)}$$

4. probability to observe amino acid i is $q_i = q_{i,i} + \sum_{j \neq i} \frac{q_{i,j}}{2}$

$q_{i,j}$ is divided by 2: mutations from i to j and j to i in step 2.

5. Likelihood ratios and the log-odd ratios

$$\frac{q_{i,i}}{q_i^2} \ , \quad \frac{q_{i,j}/2}{q_i\ q_j} \ , \quad \mathrm{BLOSUM}_{i,j} = \begin{cases} 2\log_2 \frac{q_{i,i}}{q_i^2} & \text{for} \quad i = j \\ 2\log_2 \frac{q_{i,j}}{2\ q_i\ q_j} & \text{for} \quad i \neq j \end{cases}$$

BLOSUM values are rounded to integers



BLOSUM Matrices

3 Pairwise Alignment

3.1 Motivation

3.2 Scoring

3.2.1 Identity

3.2.2 PAM

3.2.3 BLOSUM

3.2.4 Gap Penalties

3.3 Algorithms

3.3.1 Global

3.3.2 Local

3.3.3 FASTA, BLAST

3.4 Significance

3.4.1 HSPs

3.4.2 Matches

example for computing BLOSUM100 matrix

1	NFHV
2	DFNV
3	DFKV
4	NFHV
5	KFHR

	R	N	D	H	K	F	V
R	0	-	-	-	-	-	-
N	0	1	-	-	-	-	-
D	0	4	1	-	-	-	-
H	0	3	0	3	-	-	-
K	0	3	2	3	0	-	-
F	0	0	0	0	0	10	-
V	4	0	0	0	0	0	6

1x2+1x1

$$Z = 4 \cdot \frac{5 \cdot 4}{2} = 40 = \sum_{i \geq j} c_{i,j}$$



BLOSUM Matrices

3 Pairwise Alignment

3.1 Motivation

3.2 Scoring

3.2.1 Identity

3.2.2 PAM

3.2.3 BLOSUM

3.2.4 Gap Penalties

3.3 Algorithms

3.3.1 Global

3.3.2 Local

3.3.3 FASTA, BLAST

3.4 Significance

3.4.1 HSPs

3.4.2 Matches

	R	N	D	H	K	F	V
R	0	0	0	0	0	0	0.1
N	0	0.025	0.1	0.075	0.075	0	0
D	0	0.1	0.025	0	0.05	0	0
H	0	0.075	0	0.075	0.075	0	0
K	0	0.075	0.05	0.075	0	0	0
F	0	0	0	0	0	0.25	0
V	0.1	0	0	0	0	0	0.15

R	0.05
N	0.15
D	0.1
H	0.15
K	0.1
F	0.25
V	0.2

$$\texttt{N: } 0.025 + \tfrac{1}{2}(0.1 + 0.075 + 0.075) = 0.15$$



BLOSUM Matrices

3 Pairwise Alignment

3.1 Motivation

3.2 Scoring

3.2.1 Identity

3.2.2 PAM

3.2.3 BLOSUM

3.2.4 Gap Penalties

3.3 Algorithms

3.3.1 Global

3.3.2 Local

3.3.3 FASTA, BLAST

3.4 Significance

3.4.1 HSPs

3.4.2 Matches

	R	N	D	H	K	F	V
R	-	-	-	-	-	-	5
N	-	1.1	3.3	1.7	2.5	-	-
D	-	3.3	2.5	-	2.5	-	-
H	-	1.7	-	3.3	2.5	-	-
K	-	2.5	2.5	2.5	-	-	-
F	-	-	-	-	-	4	-
V	5	-	-	-	-	-	3.8

likelihood ratio

	R	N	D	H	K	F	V
R	-	-	-	-	-	-	4.6
N	-	0.3	3.5	1.5	2.6	-	-
D	-	3.5	3.4	-	2.6	-	-
H	-	1.5	-	3.4	2.6	-	-
K	-	2.6	2.6	2.6	-	-	-
F	-	-	-	-	-	4	-
V	4.6	-	-	-	-	-	3.8

log-odd ratios



BLOSUM Matrices

3 Pairwise Alignment

3.1 Motivation

3.2 Scoring

3.2.1 Identity

3.2.2 PAM

3.2.3 BLOSUM

3.2.4 Gap Penalties

3.3 Algorithms

3.3.1 Global

3.3.2 Local

3.3.3 FASTA, BLAST

3.4 Significance

3.4.1 HSPs

3.4.2 Matches

Now we consider clusters and frequencies

$f_{i,l}^k$: frequency (amino acid i, kth column, lth cluster)

$$c_{i,j}^k = \sum_{l,m:l\neq m} f_{i,l}^k \, f_{j,m}^k =$$

$$\sum_l f_{i,l}^k \sum_{m:m\neq l} f_{j,m}^k =$$

$$n_i^k \, n_j^k - \sum_l f_{i,l}^k \, f_{j,l}^k \,, \qquad n_i^k = \sum_l f_{i,l}^k$$

$$c_{i,i}^k = \frac{1}{2}\left(\left(n_i^k\right)^2 - \sum_l \left(f_{i,l}^k\right)^2 \right)$$

Other computations remain the same



BLOSUM Matrices

3 Pairwise Alignment

3.1 Motivation

3.2 Scoring

3.2.1 Identity

3.2.2 PAM

3.2.3 BLOSUM

3.2.4 Gap Penalties

3.3 Algorithms

3.3.1 Global

3.3.2 Local

3.3.3 FASTA, BLAST

3.4 Significance

3.4.1 HSPs

3.4.2 Matches

	A	R	N	D	C	Q	E	G	H	I	L	K	M	F	P	S	T	W	Y	V
A	4	-1	-2	-2	0	-1	-1	0	-2	-1	-1	-1	-1	-2	-1	1	0	-3	-2	0
R	-1	5	0	-2	-3	1	0	-2	0	-3	-2	2	-1	-3	-2	-1	-1	-3	-2	-3
N	-2	0	6	1	-3	0	0	0	1	-3	-3	0	-2	-3	-2	1	0	-4	-2	-3
D	-2	-2	1	6	-3	0	2	-1	-1	-3	-4	-1	-3	-3	-1	0	-1	-4	-3	-3
C	0	-3	-3	-3	9	-3	-4	-3	-3	-1	-1	-3	-1	-2	-3	-1	-1	-2	-2	-1
Q	-1	1	0	0	-3	5	2	-2	0	-3	-2	1	0	-3	-1	0	-1	-2	-1	-2
E	-1	0	0	2	-4	2	5	-2	0	-3	-3	1	-2	-3	-1	0	-1	-3	-2	-2
G	0	-2	0	-1	-3	-2	-2	6	-2	-4	-4	-2	-3	-3	-2	0	-2	-2	-3	-3
H	-2	0	1	-1	-3	0	0	-2	8	-3	-3	-1	-2	-1	-2	-1	-2	-2	2	-3
I	-1	-3	-3	-3	-1	-3	-3	-4	-3	4	2	-3	1	0	-3	-2	-1	-3	-1	3
L	-1	-2	-3	-4	-1	-2	-3	-4	-3	2	4	-2	2	0	-3	-2	-1	-2	-1	1
K	-1	2	0	-1	-3	1	1	-2	-1	-3	-2	5	-1	-3	-1	0	-1	-3	-2	-2
M	-1	-1	-2	-3	-1	0	-2	-3	-2	1	2	-1	5	0	-2	-1	-1	-1	-1	1
F	-2	-3	-3	-3	-2	-3	-3	-3	-1	0	0	-3	0	6	-4	-2	-2	1	3	-1
P	-1	-2	-2	-1	-3	-1	-1	-2	-2	-3	-3	-1	-2	-4	7	-1	-1	-4	-3	-2
S	1	-1	1	0	-1	0	0	0	-1	-2	-2	0	-1	-2	-1	4	1	-3	-2	-2
T	0	-1	0	-1	-1	-1	-1	-2	-2	-1	-1	-1	-1	-2	-1	1	5	-2	-2	0
W	-3	-3	-4	-4	-2	-2	-3	-2	-2	-3	-2	-3	-1	1	-4	-3	-2	11	2	-3
Y	-2	-2	-2	-3	-2	-1	-2	-3	2	-1	-1	-2	-1	3	-3	-2	-2	2	7	-1
V	0	-3	-3	-3	-1	-2	-2	-3	-3	3	1	-2	1	-1	-2	-2	0	-3	-1	4

BLOSUM62

Scoring matrix



BLOSUM Matrices

3 Pairwise Alignment

3.1 Motivation

3.2 Scoring

3.2.1 Identity

3.2.2 PAM

3.2.3 BLOSUM

3.2.4 Gap Penalties

3.3 Algorithms

3.3.1 Global

3.3.2 Local

3.3.3 FASTA, BLAST

3.4 Significance

3.4.1 HSPs

3.4.2 Matches

BLOSUM and PAM compared:

- PAM100 ≈ BLOSUM90
- PAM120 ≈ BLOSUM80
- PAM160 ≈ BLOSUM60
- PAM200 ≈ BLOSUM52
- PAM250 ≈ BLOSUM45

PAM:

- context dependent, dependency between substitutions
- low probability mutations are not as well observed
- subsequences of very similar sequences (bias to mutation)

BLOSUM:

- not model based
- evolutionary relationships not considered



BLOSUM Matrices

3 Pairwise Alignment

3.1 Motivation

3.2 Scoring

3.2.1 Identity

3.2.2 PAM

3.2.3 BLOSUM

3.2.4 Gap Penalties

3.3 Algorithms

3.3.1 Global

3.3.2 Local

3.3.3 FASTA, BLAST

3.4 Significance

3.4.1 HSPs

3.4.2 Matches

sequence similarities pointwise

more complex scores?

simple scores lead to efficient algorithms



Gap Penalties

3 Pairwise Alignment

3.1 Motivation

3.2 Scoring

3.2.1 Identity

3.2.2 PAM

3.2.3 BLOSUM

3.2.4 Gap Penalties

3.3 Algorithms

3.3.1 Global

3.3.2 Local

3.3.3 FASTA, BLAST

3.4 Significance

3.4.1 HSPs

3.4.2 Matches


```
BIOINFORMATICS          BIOI--N-FORMATICS
                   ⟶
BOILING FOR MANICS      B-OILINGFORMANICS
                                        ↑
```

Gap: maximal substring of „-“

gaps contribute negatively to the score but how?

linear gap penalty: - l d (l is gap length, d is cost)



Gap Penalties

3 Pairwise Alignment

3.1 Motivation

3.2 Scoring

3.2.1 Identity

3.2.2 PAM

3.2.3 BLOSUM

3.2.4 Gap Penalties

3.3 Algorithms

3.3.1 Global

3.3.2 Local

3.3.3 FASTA, BLAST

3.4 Significance

3.4.1 HSPs

3.4.2 Matches

However: neighboring indels may result from a single mutation and are statistically not independent

Sequence with introns and exons may be compared to a measured sequence (x-ray, NMR) --> missing introns

Affine gap penalty: $-\ d\ -\ (l\ -\ 1)\ e$

d: *gap open penalty*

e: *gap extension penalty*



Gap Penalties

3 Pairwise Alignment

3.1 Motivation

3.2 Scoring

3.2.1 Identity

3.2.2 PAM

3.2.3 BLOSUM

3.2.4 Gap Penalties

3.3 Algorithms

3.3.1 Global

3.3.2 Local

3.3.3 FASTA, BLAST

3.4 Significance

3.4.1 HSPs

3.4.2 Matches

Examples with BLOSUM62 as scoring matrix

➥ d=20 and e=1:

```
RKFFVGGNWKMNGDKKSLNGAKLSADTEVVCGAPSIYLDF
|.|||||:|       ||.|.:..:.|||...|:.|||:
RTFFVGGNFK-------LNTASIPENVEVVICPPATYLDY
```

➥ d=1 and e=1 (linear gap penalty):

```
RKFFVGGNWKMNGDKKSL--NGAKLSADTEVV-CGAPSIYLDF
|.|||||:|:|  ..|:  |   :    ||| | .|:.|||:
RTFFVGGNFKLN--TASIPEN---V----EVVIC-PPATYLDY
```

➥ d=4 and e=4 (linear gap penalty):

```
RKFFVGGNWKMNGDKKSLNGAKLSADTEVVCGAPSIYLDF
|.|||||:|:|  ..|:  .: :.:. |:| .|:.|||:
RTFFVGGNFKLN--TASI--PE-NVEV-VIC-PPATYLDY
```

Few gaps: e<d; Few “-”: high gap penalty compared to BLOSUM



Gap Penalties

3 Pairwise Alignment

3.1 Motivation

3.2 Scoring

3.2.1 Identity

3.2.2 PAM

3.2.3 BLOSUM

3.2.4 Gap Penalties

3.3 Algorithms

3.3.1 Global

3.3.2 Local

3.3.3 FASTA, BLAST

3.4 Significance

3.4.1 HSPs

3.4.2 Matches

no amino acid has a preference for a gap (is that true?).

Likelihood: opening 2^{-d} , extending 2^{-e}, then the $\log_2$-likelihood is affine gap penalty (log-odds framework)



Alignment Algorithms

3 Pairwise Alignment

3.1 Motivation

3.2 Scoring

3.2.1 Identity

3.2.2 PAM

3.2.3 BLOSUM

3.2.4 Gap Penalties

3.3 Algorithms

3.3.1 Global

3.3.2 Local

3.3.3 FASTA, BLAST

3.4 Significance

3.4.1 HSPs

3.4.2 Matches

alignment algorithms: global or local

Local alignment: finds similarities

- ↪ if (alternative) splicing occurs
- ↪ if domains are glued together
- ↪ if conserved regions exist in remote homologous sequences



Global Alignment – Needleman-Wunsch

3 Pairwise Alignment

3.1 Motivation

3.2 Scoring

3.2.1 Identity

3.2.2 PAM

3.2.3 BLOSUM

3.2.4 Gap Penalties

3.3 Algorithms

3.3.1 Global

3.3.2 Local

3.3.3 FASTA, BLAST

3.4 Significance

3.4.1 HSPs

3.4.2 Matches

How did you solve the simple game?
try out all alignments, compute their scores and choose the best

Two sequences of length n:

- $\binom{n}{i}$ sequences of length i for each sequence
- $\binom{n}{i}^2$ pairs compared in i steps
- to compare all subsequences:

$$\sum_i \binom{n}{i}^2 i \geq \sum_i \binom{n}{i}^2 = \binom{2n}{n} \approx \text{Stirling's formula}$$

$$\sqrt{4\ \pi\ n}\ (2n/e)^{2n} / \left(\sqrt{2\pi\ n}\ (n/e)^n\right)^2 = 2^{2n}/\sqrt{\pi\ n}$$

number of operation exponentially with the sequence length



Global Alignment – Needleman-Wunsch

3 Pairwise Alignment

3.1 Motivation

3.2 Scoring

3.2.1 Identity

3.2.2 PAM

3.2.3 BLOSUM

3.2.4 Gap Penalties

3.3 Algorithms

3.3.1 Global

3.3.2 Local

3.3.3 FASTA, BLAST

3.4 Significance

3.4.1 HSPs

3.4.2 Matches

Sequence of length *m* and length *n*

Number of alignments

$$\sum_{d=1}^{\min(m,n)} \frac{(m+n-d)!}{(m-d)!\ (n-d)!\ d!}$$

(derived by Klaus-Dieter Bauer)



Global Alignment – Needleman-Wunsch

3 Pairwise Alignment

3.1 Motivation

3.2 Scoring

3.2.1 Identity

3.2.2 PAM

3.2.3 BLOSUM

3.2.4 Gap Penalties

3.3 Algorithms

3.3.1 Global

3.3.2 Local

3.3.3 FASTA, BLAST

3.4 Significance

3.4.1 HSPs

3.4.2 Matches

Matrix of optimal score





Global Alignment – Needleman-Wunsch

3 Pairwise Alignment

3.1 Motivation

3.2 Scoring

3.2.1 Identity

3.2.2 PAM

3.2.3 BLOSUM

3.2.4 Gap Penalties

3.3 Algorithms

3.3.1 Global

3.3.2 Local

3.3.3 FASTA, BLAST

3.4 Significance

3.4.1 HSPs

3.4.2 Matches

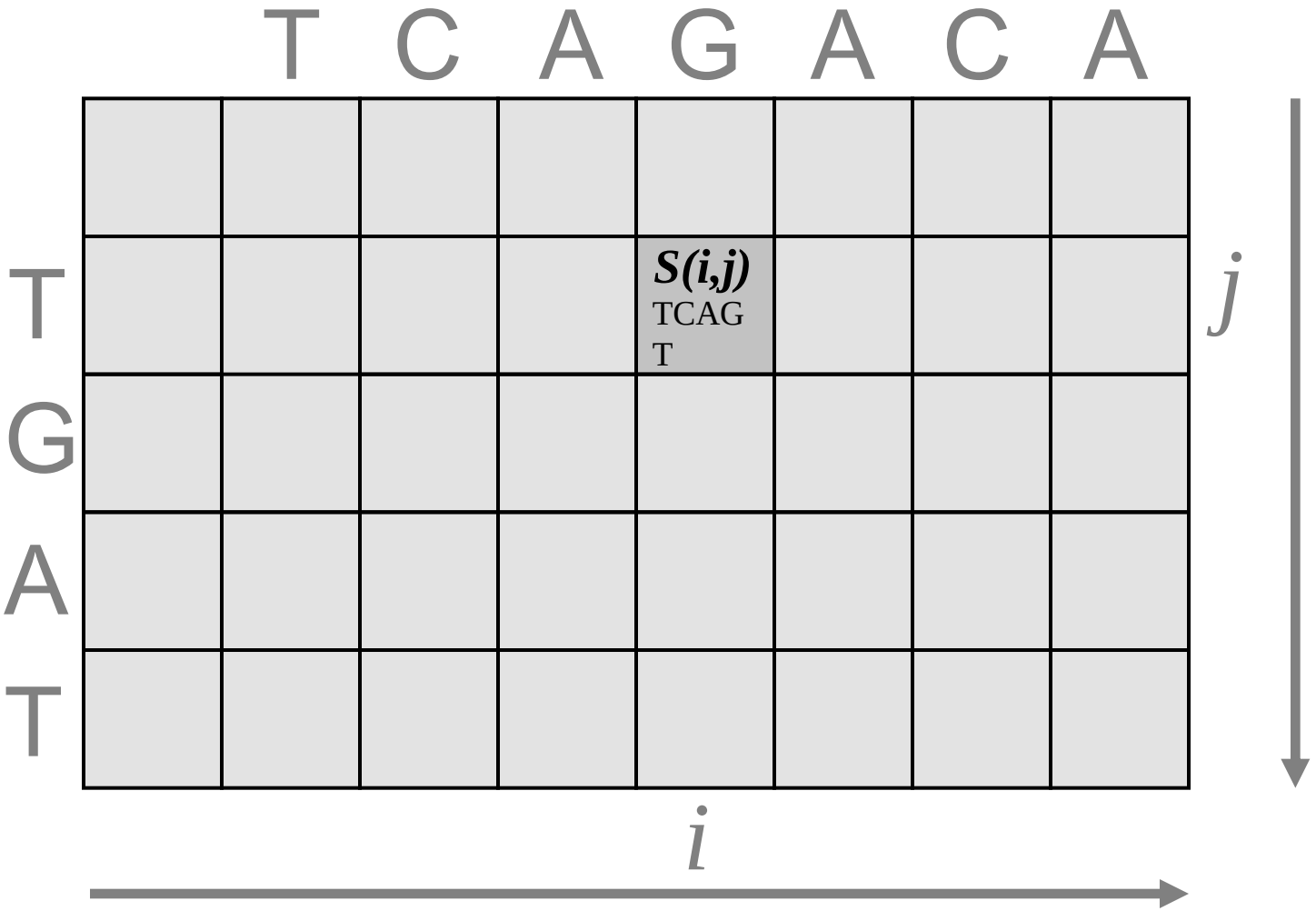



Global Alignment – Needleman-Wunsch

3 Pairwise Alignment

3.1 Motivation

3.2 Scoring

3.2.1 Identity

3.2.2 PAM

3.2.3 BLOSUM

3.2.4 Gap Penalties

3.3 Algorithms

3.3.1 Global

3.3.2 Local

3.3.3 FASTA, BLAST

3.4 Significance

3.4.1 HSPs

3.4.2 Matches

		T	C	A	G	A	C	A
T								
G								
A								
T								

Each path through matrix is an alignment

Goal: Optimal score and path of the score



Global Alignment – Needleman-Wunsch

3 Pairwise Alignment

3.1 Motivation

3.2 Scoring

3.2.1 Identity

3.2.2 PAM

3.2.3 BLOSUM

3.2.4 Gap Penalties

3.3 Algorithms

3.3.1 Global

3.3.2 Local

3.3.3 FASTA, BLAST

3.4 Significance

3.4.1 HSPs

3.4.2 Matches

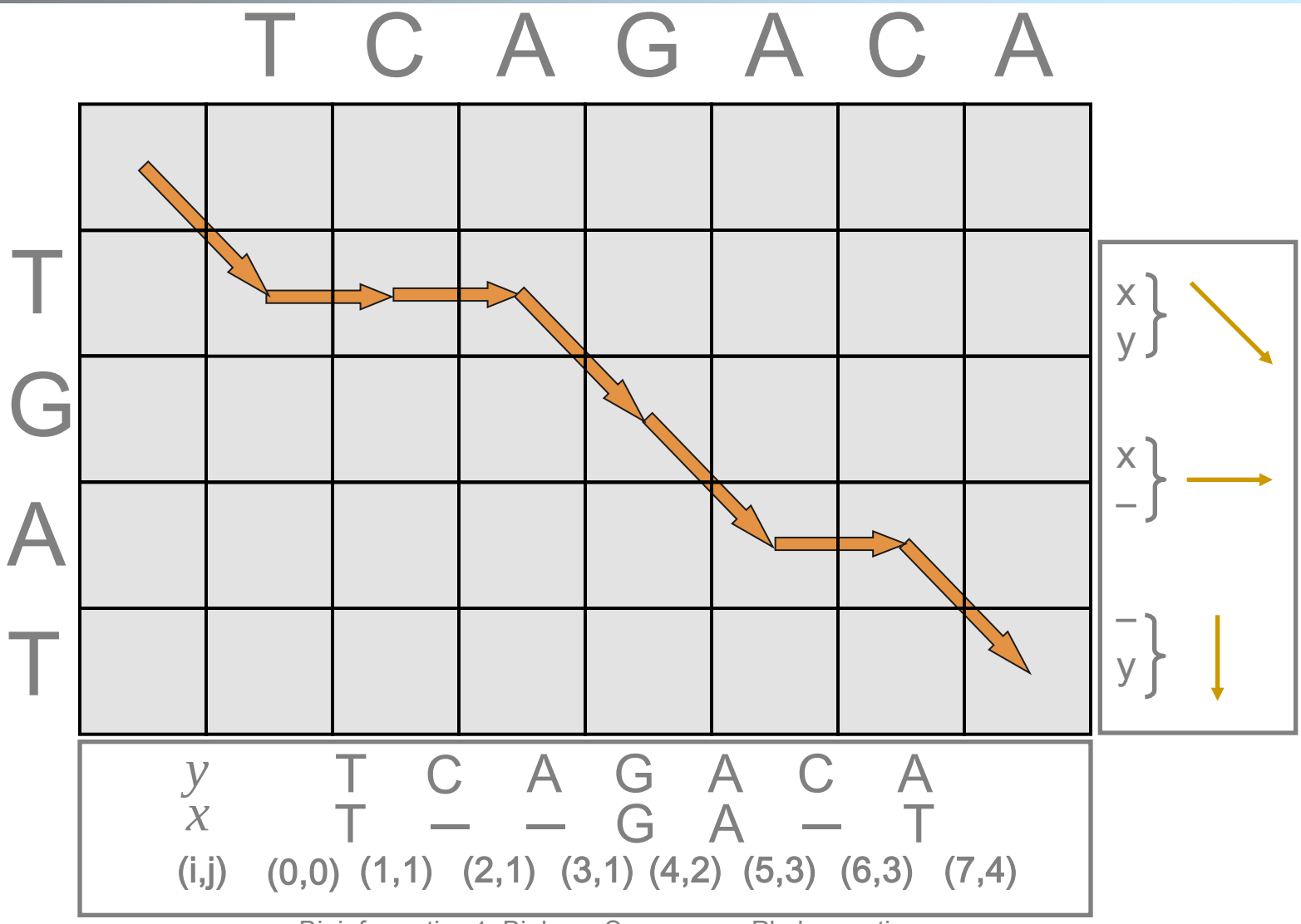



Global Alignment – Needleman-Wunsch

3 Pairwise Alignment

3.1 Motivation

3.2 Scoring

3.2.1 Identity

3.2.2 PAM

3.2.3 BLOSUM

3.2.4 Gap Penalties

3.3 Algorithms

3.3.1 Global

3.3.2 Local

3.3.3 FASTA, BLAST

3.4 Significance

3.4.1 HSPs

3.4.2 Matches

Recursion to compute optimal score plus path

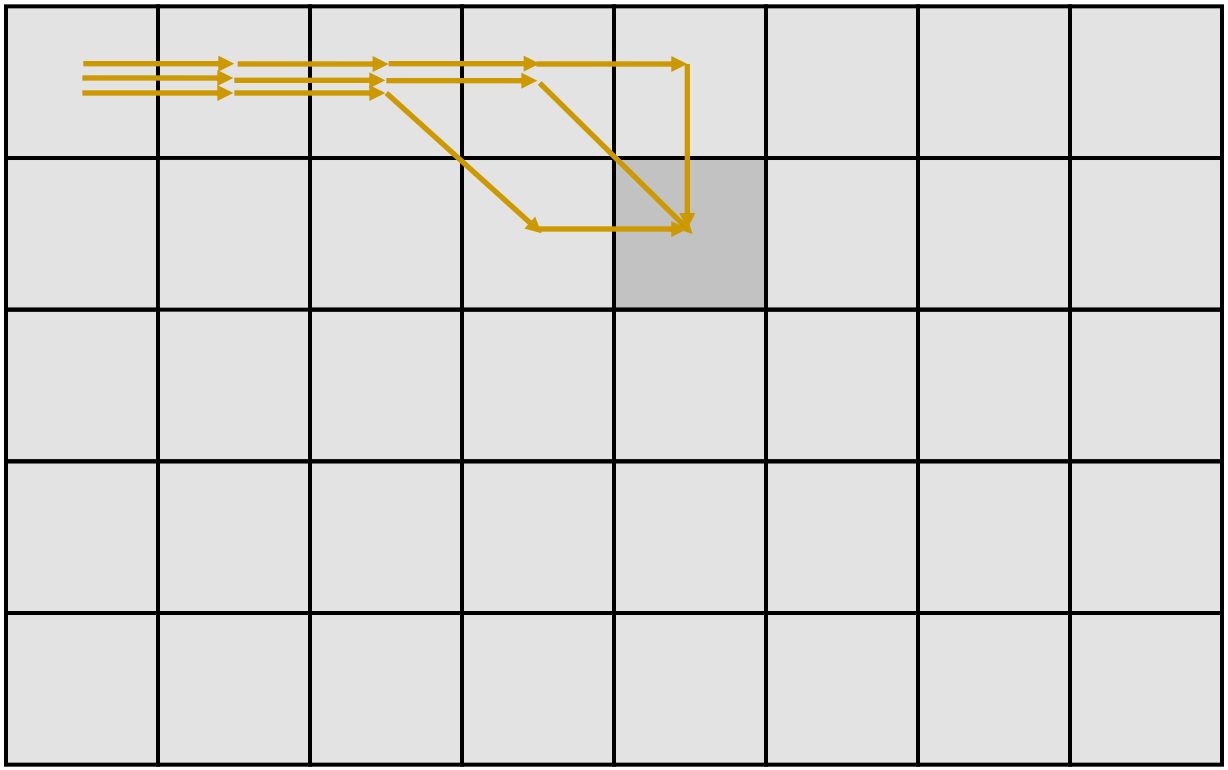

Problem: multiple computations ⇒ exponential complexity



Global Alignment – Needleman-Wunsch

3 Pairwise Alignment

3.1 Motivation

3.2 Scoring

3.2.1 Identity

3.2.2 PAM

3.2.3 BLOSUM

3.2.4 Gap Penalties

3.3 Algorithms

3.3.1 Global

3.3.2 Local

3.3.3 FASTA, BLAST

3.4 Significance

3.4.1 HSPs

3.4.2 Matches

1970 Needleman and Wunsch: Dynamic Programming

alignment of two sequences of length n and m can be reduced to the alignment of two shorter sequences

match	gap	gap
x	?x	x-
y	y-	?y

x = T C A G A C A **y** = T G A T

T C A G A C **A**
T – – G A – **T**

T C A G A C **A**
T – – G A T **–**

T C A G A C A **–**
T – – G A – – **T**

Either the ends match or the end of one sequence is more to the right then the end of the other sequence.



Global Alignment – Needleman-Wunsch

3 Pairwise Alignment

3.1 Motivation

3.2 Scoring

3.2.1 Identity

3.2.2 PAM

3.2.3 BLOSUM

3.2.4 Gap Penalties

3.3 Algorithms

3.3.1 Global

3.3.2 Local

3.3.3 FASTA, BLAST

3.4 Significance

3.4.1 HSPs

3.4.2 Matches

optimal score $S(n, m)$

$\boldsymbol{x}$: 1.sequence with x_i, $1 \leq i \leq n$
$\boldsymbol{y}$: 2. sequence with y_i, $1 \leq i \leq m$
d : gap penalty (linear gap)
s : scoring function

Recursion for S:

$$S(i,j) \;=\; \max \begin{cases} S(i-1,j-1) \;+\; s(x_i, y_j) \\ S(i-1,j) \;-\; d \\ S(i,j-1) \;-\; d \end{cases}$$

$$S(0,0) \;=\; 0 \;\text{ and }\; S(-1,j) \;=\; S(i,-1) \;=\; -\infty$$
$$\Rightarrow S(0,j) = -\; j\; d \quad \text{and} \quad S(i,0) = -\; i\; d$$



Global Alignment – Needleman-Wunsch

3 Pairwise Alignment

3.1 Motivation

3.2 Scoring

3.2.1 Identity

3.2.2 PAM

3.2.3 BLOSUM

3.2.4 Gap Penalties

3.3 Algorithms

3.3.1 Global

3.3.2 Local

3.3.3 FASTA, BLAST

3.4 Significance

3.4.1 HSPs

3.4.2 Matches

	0	x_1	$\dots$	x_{i-1}		x_i	$\dots$	x_n
0	$S(0,0)$	$S(1,0)$	$\dots$				$\dots$	$S(n,0)$
y_1	$S(0,1)$	$S(1,1)$	$\dots$				$\dots$	$S(n,1)$
y_2			$\dots$				$\dots$	
y_3			$\dots$				$\dots$	
$\vdots$	$\vdots$	$\vdots$	$\ddots$	$\vdots$		$\vdots$	$\ddots$	$\vdots$
y_{j-1}				$S(i-1,j-1)$		$S(i,j-1)$		
					$\searrow$	$\downarrow$		
y_j				$S(i-1,j)$	$\rightarrow$	$S(i,j)$		
$\vdots$	$\vdots$	$\vdots$	$\ddots$	$\vdots$		$\vdots$	$\ddots$	$\vdots$
y_m	$S(0,m)$	$S(1,m)$	$\dots$				$\dots$	$S(n,m)$



Global Alignment – Needleman-Wunsch

3 Pairwise Alignment

3.1 Motivation

3.2 Scoring

3.2.1 Identity

3.2.2 PAM

3.2.3 BLOSUM

3.2.4 Gap Penalties

3.3 Algorithms

3.3.1 Global

3.3.2 Local

3.3.3 FASTA, BLAST

3.4 Significance

3.4.1 HSPs

3.4.2 Matches

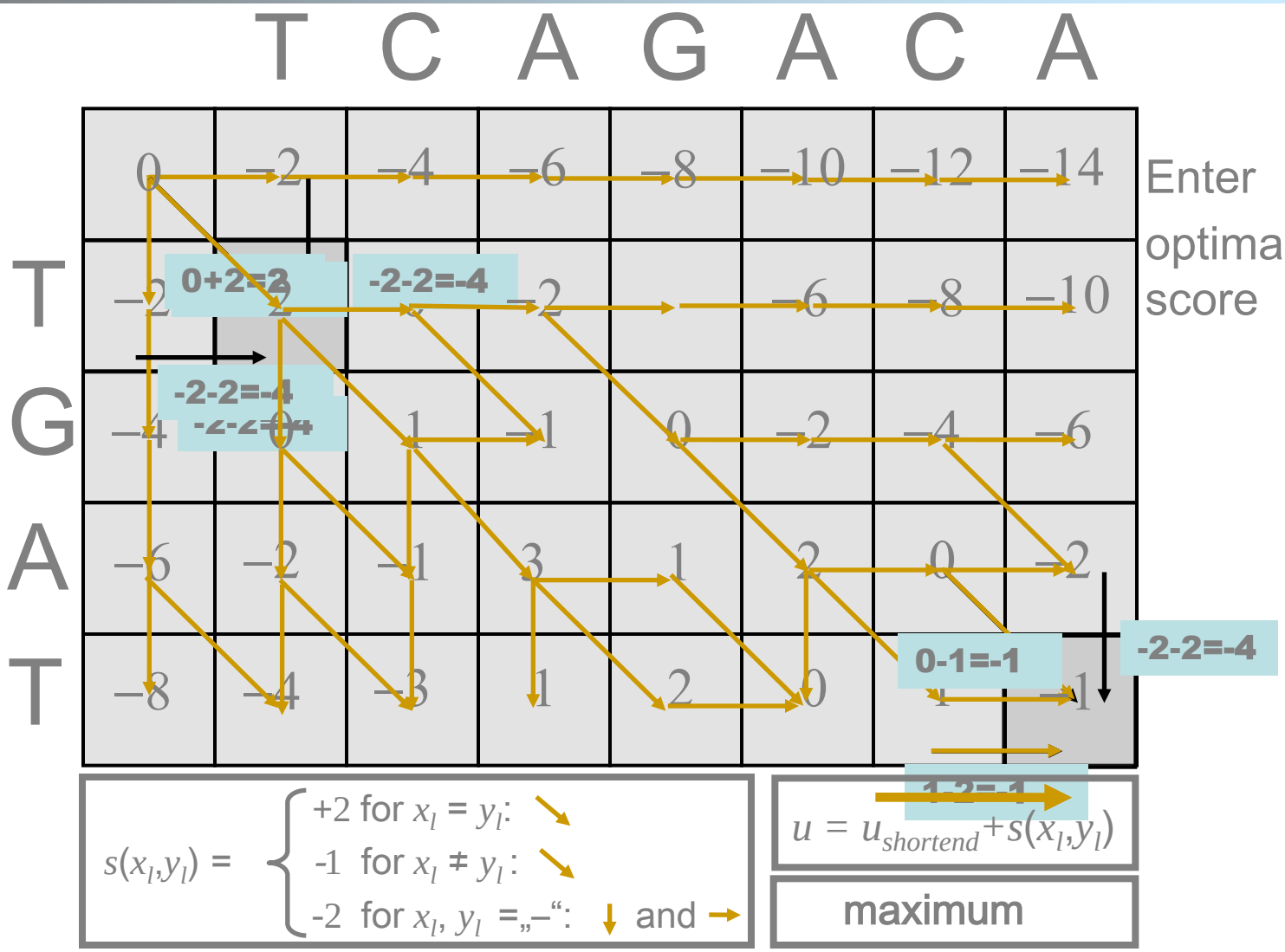



Global Alignment – Needleman-Wunsch

3 Pairwise Alignment

3.1 Motivation

3.2 Scoring

3.2.1 Identity

3.2.2 PAM

3.2.3 BLOSUM

3.2.4 Gap Penalties

3.3 Algorithms

3.3.1 Global

3.3.2 Local

3.3.3 FASTA, BLAST

3.4 Significance

3.4.1 HSPs

3.4.2 Matches

During filling the matrix the path must be memorized.
The $S(i-1,j-1), S(i-1,j), S(i,j-1)$ from which $S(i,j)$ was computed must be stored in a variable B:

$$B(i,j) = (i-1,j-1) \text{ or } (i-1,j) \text{ or } (i,j-1)$$

This variable allows to generate the alignment through backtracking starting from (n,m):

$$\textbf{if } B(i,j) = \begin{cases} (i-1,j-1) & \textbf{then print } \begin{matrix} x_i \\ y_j \end{matrix} \\ (i-1,j) & \textbf{then print } \begin{matrix} x_i \\ - \end{matrix} \\ (i,j-1) & \textbf{then print } \begin{matrix} - \\ y_j \end{matrix} \end{cases}$$



Global Alignment – Needleman-Wunsch

3 Pairwise Alignment

3.1 Motivation

3.2 Scoring

3.2.1 Identity

3.2.2 PAM

3.2.3 BLOSUM

3.2.4 Gap Penalties

3.3 Algorithms

3.3.1 Global

3.3.2 Local

3.3.3 FASTA, BLAST

3.4 Significance

3.4.1 HSPs

3.4.2 Matches

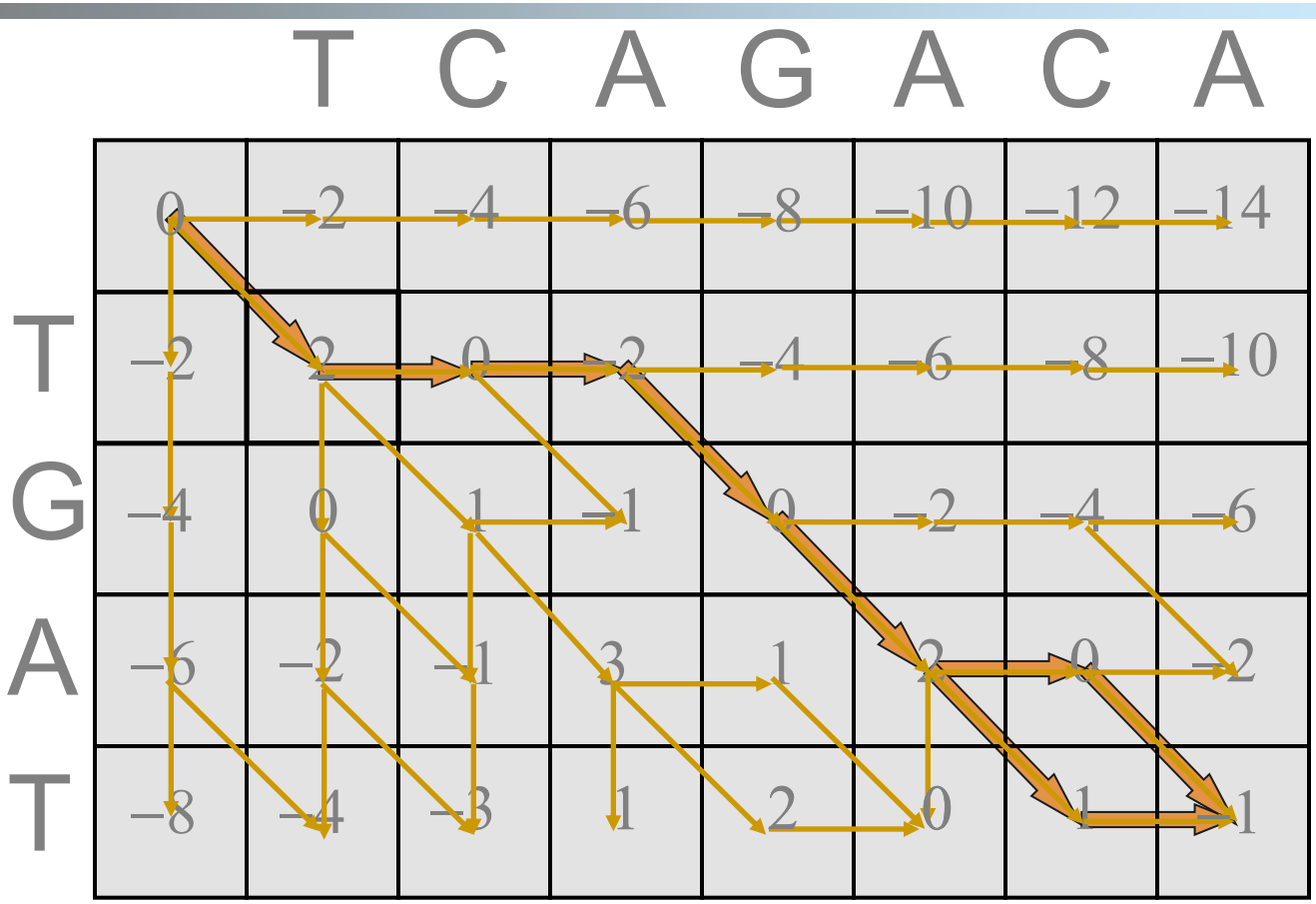

„back-tracking“

x
y

x
–

–
y

T	C	A	G	A	C	A
T	—	—	G	A	—	T

T	C	A	G	A	C	A
T	—	—	G	A	T	—



Global Alignment – Needleman-Wunsch

3 Pairwise Alignment

3.1 Motivation

3.2 Scoring

3.2.1 Identity

3.2.2 PAM

3.2.3 BLOSUM

3.2.4 Gap Penalties

3.3 Algorithms

3.3.1 Global

3.3.2 Local

3.3.3 FASTA, BLAST

3.4 Significance

3.4.1 HSPs

3.4.2 Matches

Needleman-Wunsch with linear gap

Input: two sequences $\boldsymbol{x}$ and $\boldsymbol{y}$ with length n and m, respectively; scoring matrix s, gap penalty d
Output: optimal global alignment and its score

BEGIN INITIALIZATION
$S(0,0) = 0$, $S(0,j) = -\ j\ d$, $1 \le j \le m$, and $S(i,0) = -\ i\ d$, $1 \le i \le n$
END INITIALIZATION

BEGIN PROCEDURE
for $1 \le i \le n$ **do**
for $1 \le j \le m$ **do**
$a(i-1,j-1) = S(i-1,j-1) + s(x_i, y_j)$, $a(i-1,j) = S(i-1,j) - d$,
$a(i,j-1) = S(i,j-1) - d$
$S(i,j) = \max\{a(i-1,j-1), a(i-1,j), a(i,j-1)\}$
$B(i,j) = \arg\max\{a(i-1,j-1), a(i-1,j), a(i,j-1)\}$
end for
end for
print "Score: " $S(n,m)$

$(i,j) = (n,m)$
while $(i,j) \neq (0,0)$ **do**

$$\textbf{if } B(i,j) = \begin{cases} (i-1,j-1) & \textbf{then print } \begin{smallmatrix} x_i \\ y_j \end{smallmatrix} \\ (i-1,j) & \textbf{then print } \begin{smallmatrix} x_i \\ - \end{smallmatrix} \\ (i,j-1) & \textbf{then print } \begin{smallmatrix} - \\ y_j \end{smallmatrix} \end{cases}$$

$(i,j) = B(i,j)$
end while
END PROCEDURE



Global Alignment – Needleman-Wunsch

3 Pairwise Alignment

3.1 Motivation

3.2 Scoring

3.2.1 Identity

3.2.2 PAM

3.2.3 BLOSUM

3.2.4 Gap Penalties

3.3 Algorithms

3.3.1 Global

3.3.2 Local

3.3.3 FASTA, BLAST

3.4 Significance

3.4.1 HSPs

3.4.2 Matches

		G	A	K	L	S	A	D	T	E	V	V	C	G	A	P	S	I	Y	L	D	F
		-20	-21	-22	-23	-24	-25	-26	-27	-28	-29	-30	-31	-32	-33	-34	-35	-36	-37	-38	-39	-40
R	-14	-15	-16	-17	-18	-19	-20	-21	-22	-23	-24	-25	-26	-27	-28	-29	-30	-31	-32	-33	-34
T	-12	-13	-14	-15	-16	-17	-18	-15	-16	-17	-18	-19	-20	-21	-22	-23	-24	-25	-26	-27	-28
F	-7	-8	-9	-10	-11	-12	-13	-14	-15	-16	-17	-18	-19	-20	-21	-22	-23	-21	-22	-23	-21
F	0	-1	-2	-3	-4	-5	-6	-7	-8	-9	-10	-11	-12	-13	-14	-15	-16	-17	-18	-19	-17
V	5	4	3	2	1	0	-1	-2	-3	-4	-5	-6	-7	-8	-9	-10	-11	-12	-13	-14	-15
G	12	11	10	9	8	7	6	5	4	3	2	1	0	-1	-2	-3	-4	-5	-6	-7	-8
G	19	18	17	16	15	14	13	12	11	10	9	8	7	6	5	4	3	2	1	0	-1
N	26	25	24	23	22	21	20	19	18	17	16	15	14	13	12	11	10	9	8	7	6
F	28	27	26	25	24	23	22	21	20	19	18	17	16	15	14	13	12	13	12	11	13
K	34	33	32	31	30	29	28	27	26	25	24	23	22	21	20	19	18	17	16	15	14
L	39	38	37	36	35	34	33	32	31	30	29	28	27	26	25	24	23	22	21	20	19
N	46	45	44	43	42	41	40	39	38	37	36	35	34	33	32	31	30	29	28	27	26
T	46	46	45	44	44	43	42	45	44	43	42	41	40	39	38	37	36	35	34	33	32
A	47	50	49	48	47	48	47	46	45	44	43	42	41	44	43	42	41	40	39	38	37
S	49	49	50	49	52	51	50	49	48	47	46	45	44	43	43	47	46	45	44	43	42
I	52	51	50	52	51	51	50	49	48	51	50	49	48	47	46	46	51	50	49	48	47
P	51	51	50	51	51	50	50	49	48	50	49	48	47	47	54	53	52	51	50	49	48
E	52	51	52	51	51	50	52	51	54	53	52	51	50	49	53	54	53	52	51	52	51
N	←**57**	←**56**	←**55**	54	53	52	51	52	53	51	50	49	51	50	52	54	53	52	51	52	51
V	55	57	56	↖**56**	←**55**	←**54**	←**53**	←**52**	52	57	56	55	54	53	52	53	57	56	55	54	53
E	55	56	58	57	56	55	56	55	↖**57**	56	55	54	53	53	52	52	56	55	54	57	56
V	54	55	57	59	58	57	56	56	56	↖**61**	60	59	58	57	56	55	55	55	56	56	56
V	53	54	56	58	57	58	57	56	55	60	↖**65**	64	63	62	61	60	59	58	57	56	55
I	52	53	55	58	57	57	55	56	55	59	↑**64**	64	63	62	61	60	64	63	62	61	60
C	51	52	54	57	57	57	56	55	54	58	63	↖**73**	←**72**	71	70	69	68	67	66	65	64
P	50	51	53	56	56	56	56	55	54	57	62	72	71	↖**71**	78	77	76	75	74	73	72
P	49	50	52	55	55	55	55	55	54	56	61	71	70	70	↖**78**	77	76	75	74	73	72
A	50	53	52	54	56	59	58	57	56	55	60	70	71	74	77	↖**79**	78	77	76	75	74
T	49	52	52	53	55	58	58	63	62	61	60	69	70	73	76	78	↖**78**	77	76	75	74
Y	48	51	51	52	54	57	57	62	61	61	60	68	69	72	75	77	77	↖**85**	84	83	82
L	47	50	50	55	54	56	56	61	60	62	62	67	68	71	74	76	79	84	↖**89**	88	87
D	47	49	49	54	55	55	62	61	63	62	61	66	67	70	73	75	78	83	88	↖**95**	94
Y	45	48	48	53	54	54	61	60	62	62	61	65	66	69	72	74	77	85	87	94	↖**98**



Global Alignment – Needleman-Wunsch

3 Pairwise Alignment

3.1 Motivation

3.2 Scoring

3.2.1 Identity

3.2.2 PAM

3.2.3 BLOSUM

3.2.4 Gap Penalties

3.3 Algorithms

3.3.1 Global

3.3.2 Local

3.3.3 FASTA, BLAST

3.4 Significance

3.4.1 HSPs

3.4.2 Matches

		R	K	F	F	V	G	G	N	W	K	M	N	G	D	K	K	S	L	N	G
	0	-1	-2	-3	-4	-5	-6	-7	-8	-9	-10	-11	-12	-13	-14	-15	-16	-17	-18	-19	-20
R	-1	↖ **5**	4	3	2	1	0	-1	-2	-3	-4	-5	-6	-7	-8	-9	-10	-11	-12	-13	-14
T	-2	4	↖ **4**	3	2	2	1	0	-1	-2	-3	-4	-5	-6	-7	-8	-9	-9	-10	-11	-12
F	-3	3	3	↖ **10**	9	8	7	6	5	4	3	2	1	0	-1	-2	-3	-4	-5	-6	-7
F	-4	2	2	9	↖ **16**	15	14	13	12	11	10	9	8	7	6	5	4	3	2	1	0
V	-5	1	1	8	15	↖ **20**	19	18	17	16	15	14	13	12	11	10	9	8	7	6	5
G	-6	0	0	7	14	19	↖ **26**	25	24	23	22	21	20	19	18	17	16	15	14	13	12
G	-7	-1	-1	6	13	18	25	↖ **32**	31	30	29	28	27	26	25	24	23	22	21	20	19
N	-8	-2	-1	5	12	17	24	31	↖ **38**	37	36	35	34	33	32	31	30	29	28	27	26
F	-9	-3	-2	5	11	16	23	30	37	↖ **39**	38	37	36	35	34	33	32	31	30	29	28
K	-10	-4	2	4	10	15	22	29	36	38	↖ **44**	43	42	41	40	39	38	37	36	35	34
L	-11	-5	1	3	9	14	21	28	35	37	43	↖ **46**	45	44	43	42	41	40	41	40	39
N	-12	-6	0	2	8	13	20	27	34	36	42	45	↖ **52**	←**51**	←**50**	49	48	47	46	47	46
T	-13	-7	-1	1	7	12	19	26	33	35	41	44	51	50	50	↖ **49**	48	49	48	47	46
A	-14	-8	-2	0	6	11	18	25	32	34	40	43	50	51	50	49	↖ **48**	49	48	47	47
S	-15	-9	-3	-1	5	10	17	24	31	33	39	42	49	50	51	50	49	↖ **52**	51	50	49
I	-16	-10	-4	-2	4	9	16	23	30	32	38	41	48	49	50	49	48	51	↖ **54**	53	52
P	-17	-11	-5	-3	3	8	15	22	29	31	37	40	47	48	49	49	48	50	↑**53**	52	51
E	-18	-12	-6	-4	2	7	14	21	28	30	36	39	46	47	50	50	50	49	↑**52**	53	52
N	-19	-13	-7	-5	1	6	13	20	27	29	35	38	45	46	49	50	50	51	51	↖ **58**	←**57**
V	-20	-14	-8	-6	0	5	12	19	26	28	34	37	44	45	48	49	49	50	52	57	55
E	-21	-15	-9	-7	-1	4	11	18	25	27	33	36	43	44	47	49	50	49	51	56	55
V	-22	-16	-10	-8	-2	3	10	17	24	26	32	35	42	43	46	48	49	48	50	55	54
V	-23	-17	-11	-9	-3	2	9	16	23	25	31	34	41	42	45	47	48	47	49	54	53
I	-24	-18	-12	-10	-4	1	8	15	22	24	30	33	40	41	44	46	47	46	49	53	52
C	-25	-19	-13	-11	-5	0	7	14	21	23	29	32	39	40	43	45	46	46	48	52	51
P	-26	-20	-14	-12	-6	-1	6	13	20	22	28	31	38	39	42	44	45	45	47	51	50
P	-27	-21	-15	-13	-7	-2	5	12	19	21	27	30	37	38	41	43	44	44	46	50	49
A	-28	-22	-16	-14	-8	-3	4	11	18	20	26	29	36	37	40	42	43	45	45	49	50
T	-29	-23	-17	-15	-9	-4	3	10	17	19	25	28	35	36	39	41	42	44	44	48	49
Y	-30	-24	-18	-14	-10	-5	2	9	16	19	24	27	34	35	38	40	41	43	43	47	48
L	-31	-25	-19	-15	-11	-6	1	8	15	18	23	26	33	34	37	39	40	42	47	46	47
D	-32	-26	-20	-16	-12	-7	0	7	14	17	22	25	32	33	40	39	39	41	46	48	47
Y	-33	-27	-21	-17	-13	-8	-1	6	13	16	21	24	31	32	39	38	38	40	45	47	45



Global Alignment – Needleman-Wunsch

3 Pairwise Alignment

3.1 Motivation

3.2 Scoring

3.2.1 Identity

3.2.2 PAM

3.2.3 BLOSUM

3.2.4 Gap Penalties

3.3 Algorithms

3.3.1 Global

3.3.2 Local

3.3.3 FASTA, BLAST

3.4 Significance

3.4.1 HSPs

3.4.2 Matches

Affine Gap Penalty

Problem: long term dependencies

Introducing a gap implies a gap opening event earlier in the sequence and all earlier events must be considered:

$$S(i,j) = \max \begin{cases} S(i-1,j-1) + s(x_i, y_j) \\ S(i-k,j) - d - (k-1)\,e\,, & 1 \le k \le i \\ S(i,j-k) - d - (k-1)\,e\,, & 1 \le k \le j \end{cases}$$

two sequences of length n: complexity $O\left(n^3\right)$

because all $S(i,j)$ must considered ($O\left(n^2\right)$) and $O(n)$ for checking all previous gap openings



Global Alignment – Needleman-Wunsch

3 Pairwise Alignment

3.1 Motivation

3.2 Scoring

3.2.1 Identity

3.2.2 PAM

3.2.3 BLOSUM

3.2.4 Gap Penalties

3.3 Algorithms

3.3.1 Global

3.3.2 Local

3.3.3 FASTA, BLAST

3.4 Significance

3.4.1 HSPs

3.4.2 Matches

Idea: propagate 3 matrices

- best score up to position (i, j) : $\boxed{G_d(i, j)}$
- best score up to position (i, j) with an opened gap in $\boldsymbol{x}$ at position i: $\boxed{G_x(i, j)}$
- best score up to position (i, j) with an opened gap in $\boldsymbol{y}$ at position j: $\boxed{G_y(i, j)}$

For G_x and G_y it must be checked whether extending an existing gap or to introduce a new gap gives a better score



Global Alignment – Needleman-Wunsch

3 Pairwise Alignment

3.1 Motivation

3.2 Scoring

3.2.1 Identity

3.2.2 PAM

3.2.3 BLOSUM

3.2.4 Gap Penalties

3.3 Algorithms

3.3.1 Global

3.3.2 Local

3.3.3 FASTA, BLAST

3.4 Significance

3.4.1 HSPs

3.4.2 Matches

recursion equations:

$$G_y(i,j) \;=\; \max\begin{cases} G_d(i-1,j) \;-\; d \\ G_y(i-1,j) \;-\; e \end{cases},$$

$$G_x(i,j) \;=\; \max\begin{cases} G_d(i,j-1) \;-\; d \\ G_x(i,j-1) \;-\; e \end{cases} \quad \text{and}$$

$$G_d(i,j) \;=\; \max\{G_d(i-1,j-1), G_y(i-1,j-1), G_x(i-1,j-1)\} \;+\; s(x_i,y_j)$$

initialization:

$$S(0,0) = 0, G_y(0,0) = -\infty \text{ and } G_x(0,0) = -\infty,$$
$$S(i,0) = G_y(i,0) = -d-(i-1)\;e,\; G_x(i,0) = -\infty,$$
$$S(0,j) = G_x(0,j) = -d-(j-1)\;e,\; G_y(0,j) = -\infty$$



Global Alignment – Needleman-Wunsch

3 Pairwise Alignment

3.1 Motivation

3.2 Scoring

3.2.1 Identity

3.2.2 PAM

3.2.3 BLOSUM

3.2.4 Gap Penalties

3.3 Algorithms

3.3.1 Global

3.3.2 Local

3.3.3 FASTA, BLAST

3.4 Significance

3.4.1 HSPs

3.4.2 Matches

Needleman-Wunsch with affine gap

Input: two sequences $\boldsymbol{x}$ and $\boldsymbol{y}$ with length n and m, respectively; scoring matrix s, gap opening penalty d and gap extend penalty e

Output: optimal global alignment and its score

BEGIN INITIALIZATION

$G_d(0,0) = 0,\ G_x(0,0) = -d-(n+m)\ e,\ G_y(0,0) = -d-(n+m)\ e$

for $1 \le j \le m$

$G_x(0,j) = -d\ -\ (j-1)\ e$

$G_y(0,j) = G_d(0,j) = -d-(n+m)\ e$

$B_x(0,j) =$ "x"

for $1 \le i \le n$

$G_y(i,0) = -d\ -\ (i-1)\ e$

$G_x(i,0) = G_d(i,0) = -d-(m+n)\ e$

$B_y(i,0) =$ "y"

END INITIALIZATION



Global Alignment – Needleman-Wunsch

3 Pairwise Alignment

3.1 Motivation

3.2 Scoring

3.2.1 Identity

3.2.2 PAM

3.2.3 BLOSUM

3.2.4 Gap Penalties

3.3 Algorithms

3.3.1 Global

3.3.2 Local

3.3.3 FASTA, BLAST

3.4 Significance

3.4.1 HSPs

3.4.2 Matches

BEGIN PROCEDURE
  for $1 \leq i \leq n$ **do**
    for $1 \leq j \leq m$ **do**
      $G_x(i,j) = \max\{G_d(i,j-1) - d\ ,\ G_x(i,j-1) - e\}$
      if $G_x(i,j) = G_d(i,j-1) - d$ **then** $B_x(i,j) =$ "d" **else** $B_x(i,j) =$ "x"
      $G_y(i,j) = \max\{G_d(i-1,j) - d\ ,\ G_y(i-1,j) - e\}$
      if $G_y(i,j) = G_d(i-1,j) - d$ **then** $B_y(i,j) =$ "d" **else** $B_y(i,j) =$ "y"
      $G_d(i,j) = \max\{G_d(i-1,j-1), G_y(i-1,j-1), G_x(i-1,j-1)\} + s(x_i, y_j)$
      if $G_d(i,j) = G_d(i-1,j-1) + s(x_i,y_j)$ **then** $B_d(i,j) =$ "d"
      if $G_d(i,j) = G_y(i-1,j-1) + s(x_i,y_j)$ **then** $B_d(i,j) =$ "y"
      if $G_d(i,j) = G_x(i-1,j-1) + s(x_i,y_j)$ **then** $B_d(i,j) =$ "x"
    end for
  end for
  $S = \max\{G_d(n,m)\ ,\ G_x(n,m)\ ,\ G_y(n,m)\}$
  print "Score: " S

  if $G_d(n,m) = S$ **then** $t =$ "d"
  if $G_x(n,m) = S$ **then** $t =$ "x"
  if $G_y(n,m) = S$ **then** $t =$ "y"
  $(i,j) = (n,m)$
  while $(i,j) \neq (0,0)$ **do**

$$\textbf{if } t = \begin{cases} \text{"d"} & \textbf{then print } \begin{smallmatrix} x_i \\ y_j \end{smallmatrix}; \quad i = i-1,\ j = j-1,\ t = B_d(i,j) \\ \text{"y"} & \textbf{then print } \begin{smallmatrix} x_i \\ - \end{smallmatrix}; \quad i = i-1,\ t = B_y(i,j) \\ \text{"x"} & \textbf{then print } \begin{smallmatrix} - \\ y_j \end{smallmatrix}; \quad j = j-1,\ t = B_x(i,j) \end{cases}$$

  end while
END PROCEDURE

Time and memory complexity of O(n m)



Global Alignment – Needleman-Wunsch

3 Pairwise Alignment

3.1 Motivation

3.2 Scoring

3.2.1 Identity

3.2.2 PAM

3.2.3 BLOSUM

3.2.4 Gap Penalties

3.3 Algorithms

3.3.1 Global

3.3.2 Local

3.3.3 FASTA, BLAST

3.4 Significance

3.4.1 HSPs

3.4.2 Matches

	G	A	K	L	S	A	D	T	E	V	V	C	G	A	P	S	I	Y	L	D	F
	-39	-40	-41	-42	-43	-44	-45	-46	-47	-48	-49	-50	-51	-52	-53	-54	-55	-56	-57	-58	-59
R	-33	-34	-35	-36	-37	-38	-39	-40	-41	-42	-43	-44	-45	-46	-47	-48	-49	-50	-51	-52	-53
T	-33	-33	-35	-36	-35	-37	-39	-34	-41	-41	-42	-44	-45	-45	-47	-46	-49	-50	-51	-52	-53
F	-26	-27	-28	-29	-30	-31	-32	-33	-34	-35	-36	-37	-38	-39	-40	-41	-42	-43	-44	-45	-46
F	-19	-20	-21	-22	-23	-24	-25	-26	-27	-28	-29	-30	-31	-32	-33	-34	-35	-36	-37	-38	-39
V	-14	-15	-16	-17	-18	-19	-20	-21	-22	-23	-24	-25	-26	-27	-28	-29	-30	-31	-32	-33	-34
G	-7	-8	-9	-10	-11	-12	-13	-14	-15	-16	-17	-18	-19	-20	-21	-22	-23	-24	-25	-26	-27
G	0	-1	-2	-3	-4	-5	-6	-7	-8	-9	-10	-11	-12	-13	-14	-15	-16	-17	-18	-19	-20
N	7	6	5	4	3	2	1	0	-1	-2	-3	-4	-5	-6	-7	-8	-9	-10	-11	-12	-13
F	9	8	7	6	5	4	3	2	1	0	-1	-2	-3	-4	-5	-6	-7	-6	-9	-10	-6
K	15	14	13	12	11	10	9	8	7	6	5	4	3	2	1	0	-1	-2	-3	-4	-5
L	18	17	16	17	14	13	12	11	10	9	8	7	6	5	4	3	2	1	2	-1	-2
N	25	24	23	22	21	20	19	18	17	16	15	14	13	12	11	10	9	8	7	6	5
T	↖ **26**	25	23	22	23	21	19	24	17	17	16	14	12	13	11	12	9	7	7	6	4
A	27	↖ **30**	24	22	23	27	19	19	23	17	17	16	14	16	12	12	11	7	6	5	4
S	25	28	↖ **30**	22	26	24	27	20	19	21	15	16	16	15	15	16	10	9	6	6	4
I	26	24	25	↖ **32**	20	25	21	26	17	22	24	14	12	15	12	13	20	9	11	3	6
P	23	25	23	22	↖ **31**	19	24	20	25	15	20	21	12	11	22	11	10	17	6	10	2
E	31	22	26	20	22	↖ **30**	21	23	25	23	13	16	19	11	10	22	8	8	14	8	7
N	27	29	25	24	23	22	↖ **31**	21	23	22	20	16	16	17	13	12	19	10	9	15	7
V	44	27	27	26	22	23	19	↖ **31**	19	27	26	19	13	16	15	11	15	18	11	6	14
E	25	43	28	24	26	21	25	18	↖ **36**	17	25	22	17	12	15	15	9	13	15	13	5
V	27	25	41	29	22	26	18	25	16	↖ **40**	21	24	19	17	16	15	18	13	14	12	12
V	22	27	23	42	27	22	23	19	23	20	↖ **44**	24	23	22	21	20	19	18	17	16	15
I	21	21	24	25	40	26	19	22	17	26	24	↖ **43**	23	22	21	20	24	18	20	16	16
C	20	21	19	23	24	40	23	19	18	18	25	33	↖ **40**	23	19	20	19	22	17	17	14
P	20	19	20	20	22	23	39	22	18	17	22	22	31	↖ **39**	30	18	17	16	19	16	13
P	19	19	18	19	19	21	22	38	21	17	21	21	20	30	↖ **46**	29	25	24	23	22	21
A	20	23	18	18	20	23	19	22	37	21	20	21	21	24	29	↖ **47**	28	26	25	24	23
T	17	20	22	17	19	20	22	24	21	37	21	19	19	21	25	30	↖ **46**	26	25	24	23
Y	15	15	18	21	15	17	17	20	22	20	36	19	16	17	24	26	29	↖ **53**	33	32	31
L	14	14	13	22	19	15	15	16	17	23	21	35	15	15	23	25	28	33	↖ **57**	37	36
D	15	13	13	14	22	17	21	14	18	15	20	18	34	14	22	24	24	32	37	↖ **63**	43
Y	15	13	11	13	12	20	14	19	13	17	15	18	15	32	21	23	23	31	36	43	↖ **66**



Global Alignment – Needleman-Wunsch

3 Pairwise Alignment

3.1 Motivation

3.2 Scoring

3.2.1 Identity

3.2.2 PAM

3.2.3 BLOSUM

3.2.4 Gap Penalties

3.3 Algorithms

3.3.1 Global

3.3.2 Local

3.3.3 FASTA, BLAST

3.4 Significance

3.4.1 HSPs

3.4.2 Matches

		R	K	F	F	V	G	G	N	W	K	M	N	G	D	K	K	S	L	N	G
	0	-20	-21	-22	-23	-24	-25	-26	-27	-28	-29	-30	-31	-32	-33	-34	-35	-36	-37	-38	-39
R	-20	↖ **5**	-15	-16	-17	-18	-19	-20	-21	-22	-23	-24	-25	-26	-27	-28	-29	-30	-31	-32	-33
T	-21	-15	↖ **4**	-16	-17	-17	-19	-20	-20	-22	-23	-24	-24	-26	-27	-28	-29	-28	-31	-31	-33
F	-22	-16	-16	↖ **10**	-10	-11	-12	-13	-14	-15	-16	-17	-18	-19	-20	-21	-22	-23	-24	-25	-26
F	-23	-17	-17	-10	↖ **16**	-4	-5	-6	-7	-8	-9	-10	-11	-12	-13	-14	-15	-16	-17	-18	-19
V	-24	-18	-18	-11	-4	↖ **20**	0	-1	-2	-3	-4	-5	-6	-7	-8	-9	-10	-11	-12	-13	-14
G	-25	-19	-19	-12	-5	0	↖ **26**	6	5	4	3	2	1	0	-1	-2	-3	-4	-5	-6	-7
G	-26	-20	-20	-13	-6	-1	6	↖ **32**	12	11	10	9	8	7	6	5	4	3	2	1	0
N	-27	-21	-20	-14	-7	-2	5	12	↖ **38**	18	17	16	15	14	13	12	11	10	9	8	7
F	-28	-22	-22	-14	-8	-3	4	11	18	↖ **39**	19	18	17	16	15	14	13	12	11	10	9
K	-29	-23	-17	-16	-9	-4	3	10	17	19	↖ **44**	← **24**	← **23**	← **22**	← **21**	← **20**	← **19**	← **18**	17	16	15
L	-30	-24	-24	-17	-10	-5	2	9	16	18	24	46	26	25	24	23	22	21	↖ **22**	19	18
N	-31	-25	-24	-18	-11	-6	1	8	15	17	23	26	52	32	31	30	29	28	27	↖ **28**	25
T	-32	-26	-26	-19	-12	-7	0	7	14	16	22	25	32	50	31	30	29	30	27	27	↖ **26**
A	-33	-27	-27	-20	-13	-8	-1	6	13	15	21	24	31	32	48	30	29	30	29	25	27
S	-34	-28	-27	-21	-14	-9	-2	5	12	14	20	23	30	31	32	48	30	33	28	30	25
I	-35	-29	-29	-22	-15	-10	-3	4	11	13	19	22	29	28	28	29	45	28	35	25	26
P	-36	-30	-30	-23	-16	-11	-4	3	10	12	18	21	28	27	27	27	28	44	25	33	23
E	-37	-31	-29	-24	-17	-12	-5	2	9	11	17	20	27	26	29	28	28	28	41	25	31
N	-38	-32	-31	-25	-18	-13	-6	1	8	10	16	19	26	27	27	29	28	29	25	47	27
V	-39	-33	-33	-26	-19	-14	-7	0	7	9	15	18	25	24	24	25	27	26	30	27	44
E	-40	-34	-32	-27	-20	-15	-8	-1	6	8	14	17	24	23	26	25	26	27	23	30	25
V	-41	-35	-35	-28	-21	-16	-9	-2	5	7	13	16	23	22	21	24	23	24	28	25	27
V	-42	-36	-36	-29	-22	-17	-10	-3	4	6	12	15	22	21	20	21	22	21	25	25	22
I	-43	-37	-37	-30	-23	-18	-11	-4	3	5	11	14	21	20	19	20	18	20	23	23	21
C	-44	-38	-38	-31	-24	-19	-12	-5	2	4	10	13	20	19	18	19	17	17	19	22	20
P	-45	-39	-39	-32	-25	-20	-13	-6	1	3	9	12	19	18	18	18	18	16	14	21	20
P	-46	-40	-40	-33	-26	-21	-14	-7	0	2	8	11	18	17	17	17	17	17	13	20	19
A	-47	-41	-41	-34	-27	-22	-15	-8	-1	1	7	10	17	18	15	16	16	18	16	19	20
T	-48	-42	-42	-35	-28	-23	-16	-9	-2	0	6	9	16	15	17	15	15	17	17	18	17
Y	-49	-43	-43	-36	-29	-24	-17	-10	-3	0	5	8	15	14	13	15	13	13	16	17	15
L	-50	-44	-44	-37	-30	-25	-18	-11	-4	-2	4	7	14	13	12	13	13	11	17	16	14
D	-51	-45	-45	-38	-31	-26	-19	-12	-5	-3	3	6	13	13	19	12	12	13	8	18	15
Y	-52	-46	-46	-39	-32	-27	-20	-13	-6	-3	2	5	12	11	10	17	10	10	12	14	15



Global Alignment – Needleman-Wunsch

3 Pairwise Alignment

3.1 Motivation

3.2 Scoring

3.2.1 Identity

3.2.2 PAM

3.2.3 BLOSUM

3.2.4 Gap Penalties

3.3 Algorithms

3.3.1 Global

3.3.2 Local

3.3.3 FASTA, BLAST

3.4 Significance

3.4.1 HSPs

3.4.2 Matches

KBand Global Alignment

high sequence similarity: speed up

➥ backtracking paths on the main diagonal

➥ solutions within a band (width k) around the main diagonal

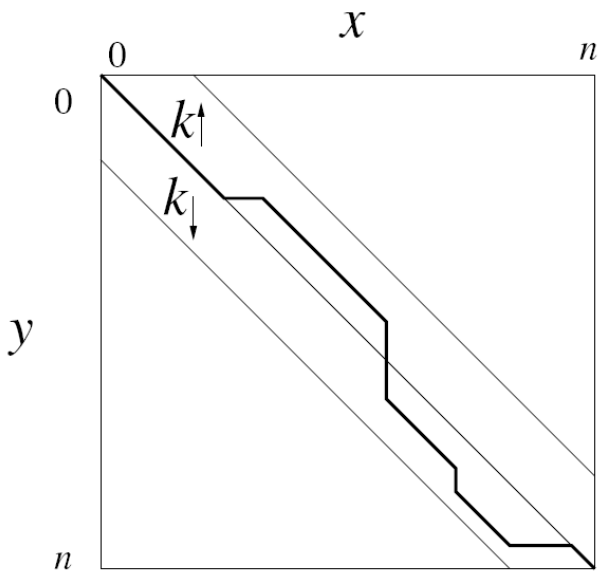



Global Alignment – Needleman-Wunsch

3 Pairwise Alignment

3.1 Motivation

3.2 Scoring

3.2.1 Identity

3.2.2 PAM

3.2.3 BLOSUM

3.2.4 Gap Penalties

3.3 Algorithms

3.3.1 Global

3.3.2 Local

3.3.3 FASTA, BLAST

3.4 Significance

3.4.1 HSPs

3.4.2 Matches

k: estimated gaps in the alignment (difference of length)

to leave the band with linear gap penalty costs -2(k+1) d

iterative algorithm with increasing k: running time depends on the similarity



Local Alignment – Smith-Waterman

3 Pairwise Alignment

3.1 Motivation

3.2 Scoring

3.2.1 Identity

3.2.2 PAM

3.2.3 BLOSUM

3.2.4 Gap Penalties

3.3 Algorithms

3.3.1 Global

3.3.2 Local

3.3.3 FASTA, BLAST

3.4 Significance

3.4.1 HSPs

3.4.2 Matches

proteins which are remote related (homologous) share subsequences which have much higher similarity than random sequences

Subsequences may be important for the function or for the folding

Most relations between proteins are found by local alignment methods

DNA sequencing: only fragments are matched

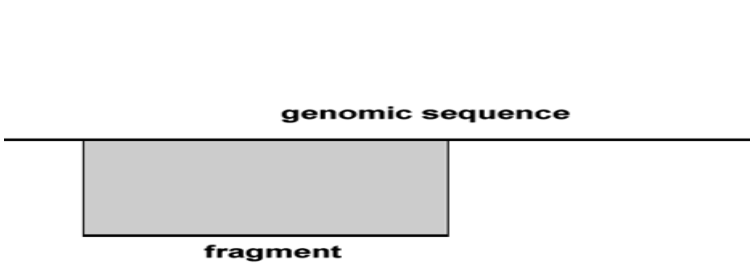

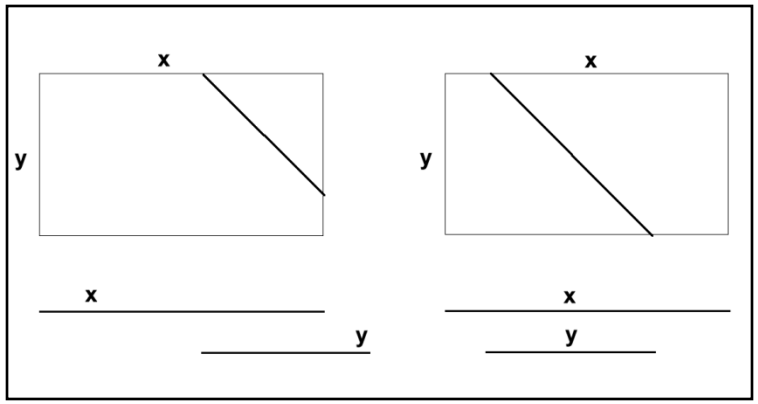



Local Alignment – Smith-Waterman

3 Pairwise Alignment
3.1 Motivation
3.2 Scoring
3.2.1 Identity
3.2.2 PAM
3.2.3 BLOSUM
3.2.4 Gap Penalties
3.3 Algorithms
3.3.1 Global
3.3.2 Local
3.3.3 FASTA, BLAST
3.4 Significance
3.4.1 HSPs
3.4.2 Matches

Main idea of local alignment : *negative scores are avoided*

Negative scores: subsequence is not homologous
Position i: prefix match to extend or start a new match $S(i,j)=0$

linear gap penalty:

$$S(i,j) = \max \begin{cases} 0 \\ S(i-1,j-1) + s(x_i, y_j) \\ S(i-1,j) - d \\ S(i,j-1) - d \end{cases}$$

$$S(0,0) = 0 \text{ and } S(-1,j) = S(i,-1) = -\infty$$
$$\Rightarrow \quad S(i,0) = S(0,j) = 0$$

Backtracking starts at position with maximal score



Local Alignment – Smith-Waterman

3 Pairwise Alignment

3.1 Motivation

3.2 Scoring

3.2.1 Identity

3.2.2 PAM

3.2.3 BLOSUM

3.2.4 Gap Penalties

3.3 Algorithms

3.3.1 Global

3.3.2 Local

3.3.3 FASTA, BLAST

3.4 Significance

3.4.1 HSPs

3.4.2 Matches

Smith-Waterman with linear gap

Input: two sequences $\boldsymbol{x}$ and $\boldsymbol{y}$ with length n and m, respectively; scoring matrix s, gap penalty d
Output: optimal local alignment and its score

BEGIN INITIALIZATION
$S(i,0) = S(0,j) = 0$ for $0 \leq j \leq m$ and $0 \leq i \leq n$
END INITIALIZATION

BEGIN PROCEDURE
for $1 \leq i \leq n$ **do**
for $1 \leq j \leq m$ **do**
$a(i-1,j-1) = S(i-1,j-1) + s(x_i, y_j)$, $a(i-1,j) = S(i-1,j) - d$,
$a(i,j-1) = S(i,j-1) - d$
$S(i,j) = \max\{0, a(i-1,j-1), a(i-1,j), a(i,j-1)\}$
if $S(i,j) > 0$ **then** $B(i,j) = \arg\max\{0, a(i-1,j-1), a(i-1,j), a(i,j-1)\}$ **else** $B(i,j) = (-1,-1)$
end for
end for
$(i,j) = \arg\max\{S(i,j) \mid 1 \leq i \leq n,\ 1 \leq j \leq m\}$
print "Score: " $S(i,j)$

while $S(i,j) \neq 0$ **do**

$$\textbf{if } B(i,j) = \begin{cases} (i-1,j-1) & \textbf{then print } \begin{matrix} x_i \\ y_j \end{matrix} \\ (i-1,j) & \textbf{then print } \begin{matrix} x_i \\ - \end{matrix} \\ (i,j-1) & \textbf{then print } \begin{matrix} - \\ y_j \end{matrix} \end{cases}$$

$(i,j) = B(i,j)$
end while
END PROCEDURE

Time and memory complexity of O(n m)



Local Alignment – Smith-Waterman

3 Pairwise Alignment

3.1 Motivation

3.2 Scoring

3.2.1 Identity

3.2.2 PAM

3.2.3 BLOSUM

3.2.4 Gap Penalties

3.3 Algorithms

3.3.1 Global

3.3.2 Local

3.3.3 FASTA, BLAST

3.4 Significance

3.4.1 HSPs

3.4.2 Matches

		R	K	F	F	V	G	G	N	W	K	M	N	G	D	K	K	S	L	N	G
	0	0	0	0	0	0	0	0	0	0	0	0	0	0	0	0	0	0	0	0	0
R	0	**↖5**	2	0	0	0	0	0	0	0	2	0	0	0	0	2	2	0	0	0	0
T	0	0	**↖4**	0	0	0	0	0	0	0	0	1	0	0	0	0	1	3	0	0	0
F	0	0	0	**↖10**	6	0	0	0	0	1	0	0	0	0	0	0	0	0	3	0	0
F	0	0	0	6	**↖16**	5	0	0	0	1	0	0	0	0	0	0	0	0	0	0	0
V	0	0	0	0	5	**↖20**	2	0	0	0	0	1	0	0	0	0	0	0	1	0	0
G	0	0	0	0	0	2	**↖26**	8	2	0	0	0	1	**↖6**	0	0	0	0	0	1	6
G	0	0	0	0	0	0	8	**↖32**	12	8	4	0	0	7	**↖5**	0	0	0	0	0	7
N	0	0	0	0	0	0	2	12	**↖38**	18	14	10	6	2	8	**↖5**	0	1	0	6	0
F	0	0	0	6	6	0	0	8	18	**↖39**	19	15	11	7	3	5	**↖2**	0	1	0	3
K	0	2	5	0	3	4	0	4	14	19	**↖44**	24	20	16	12	8	10	**↖2**	0	1	0
L	0	0	0	5	0	4	0	0	10	15	24	**↖46**	26	22	18	14	10	8	**↖6**	0	0
N	0	0	0	0	2	0	4	0	6	11	20	26	**↖52**	32	28	24	20	16	12	**↖12**	4
T	0	0	0	0	0	2	0	2	2	7	16	22	32	50	31	27	23	21	15	12	**↖10**
A	0	0	0	0	0	0	2	0	0	3	12	18	28	32	48	30	26	24	20	13	12
S	0	0	0	0	0	0	0	2	1	0	8	14	24	28	32	48	30	30	22	21	13
I	0	0	0	0	0	3	0	0	0	0	4	10	20	22	25	29	45	28	32	19	17
P	0	0	0	0	0	0	1	0	0	0	0	6	16	18	21	24	28	44	25	30	17
E	0	0	1	0	0	0	0	0	0	0	1	2	12	14	20	22	25	28	41	25	28
N	0	0	0	0	0	0	0	0	6	0	0	0	8	12	15	20	22	26	25	47	27
V	0	0	0	0	0	4	0	0	0	3	0	1	4	6	9	13	18	20	27	27	44
E	0	0	1	0	0	0	2	0	0	0	4	0	1	2	8	10	14	18	17	27	25
V	0	0	0	0	0	4	0	0	0	0	0	5	0	0	0	6	8	12	19	19	24
V	0	0	0	0	0	4	1	0	0	0	0	1	2	0	0	0	4	6	13	16	16
I	0	0	0	0	0	3	0	0	0	0	0	1	0	0	0	0	0	2	8	11	12
C	0	0	0	0	0	0	0	0	0	0	0	0	0	0	0	0	0	0	1	7	8
P	0	0	0	0	0	0	0	0	0	0	0	0	0	0	0	0	0	0	0	3	5
P	0	0	0	0	0	0	0	0	0	0	0	0	0	0	0	0	0	0	0	0	1
A	0	0	0	0	0	0	0	0	0	0	0	0	0	0	0	0	0	1	0	0	0
T	0	0	0	0	0	0	0	0	0	0	0	0	0	0	0	0	0	1	0	0	0
Y	0	0	0	3	3	0	0	0	0	2	0	0	0	0	0	0	0	0	0	0	0
L	0	0	0	0	3	4	0	0	0	0	0	2	0	0	0	0	0	0	4	0	0
D	0	0	0	0	0	0	3	0	1	0	0	0	3	0	6	0	0	0	0	5	0
Y	0	0	0	3	3	0	0	0	0	3	0	0	0	0	0	4	0	0	0	0	2



Local Alignment – Smith-Waterman

3 Pairwise Alignment

3.1 Motivation

3.2 Scoring

3.2.1 Identity

3.2.2 PAM

3.2.3 BLOSUM

3.2.4 Gap Penalties

3.3 Algorithms

3.3.1 Global

3.3.2 Local

3.3.3 FASTA, BLAST

3.4 Significance

3.4.1 HSPs

3.4.2 Matches

		G	A	K	L	S	A	D	T	E	V	V	C	G	A	P	S	I	Y	L	D	F
	0	0	0	0	0	0	0	0	0	0	0	0	0	0	0	0	0	0	0	0	0	0
R	0	0	2	0	0	0	0	0	0	0	0	0	0	0	0	0	0	0	0	0	0	0
T	0	0	0	1	1	0	0	5	0	0	0	0	0	0	0	1	0	0	0	0	0	0
F	0	0	0	0	0	0	0	0	2	0	0	0	0	0	0	0	1	3	0	0	6	
F	0	0	0	0	0	0	0	0	0	1	0	0	0	0	0	0	0	4	3	0	6	
V	0	0	0	1	0	0	0	0	0	4	5	0	0	0	0	0	3	0	5	0	0	
G	6	0	0	0	1	0	0	0	0	0	1	2	6	0	0	0	0	0	0	4	0	
G	7	6	0	0	0	1	0	0	0	0	0	0	8	6	0	0	0	0	0	0	1	
N	0	5	6	0	1	0	2	0	0	0	0	0	0	6	4	1	0	0	0	1	0	
F	3	0	2	6	0	0	0	0	0	0	0	0	0	0	2	2	1	3	0	0	7	
K	0	2	5	0	6	0	0	0	1	0	0	0	0	0	0	2	0	0	1	0	0	
L	0	0	0	9	0	5	0	0	0	2	1	0	0	0	0	0	4	0	4	0	0	
N	4	0	0	0	10	0	6	0	0	0	0	0	0	0	0	1	0	2	0	5	0	
T	**10**	4	0	0	1	10	0	11	0	0	0	0	0	0	0	1	0	0	1	0	3	
A	12	**14**	3	0	1	5	8	0	10	0	0	0	0	4	0	1	0	0	0	0	0	
S	13	13	**14**	1	4	2	5	9	0	8	0	0	0	1	3	4	0	0	0	0	0	
I	17	12	10	**16**	0	3	0	4	6	3	11	0	0	0	0	1	8	0	2	0	0	
P	17	16	11	7	**15**	0	2	0	3	4	1	8	0	0	7	0	0	5	0	1	0	
E	28	16	17	8	7	**14**	2	1	5	1	2	0	6	0	0	7	0	0	2	2	0	
N	27	26	19	15	11	7	**15**	2	1	2	0	0	0	4	0	1	4	0	0	3	0	
V	44	27	24	20	13	11	4	**15**	0	5	6	0	0	0	2	0	4	3	1	0	2	
E	25	43	28	21	20	12	13	3	**20**	0	3	2	0	0	0	2	0	2	0	3	0	
V	24	25	41	29	19	20	9	13	1	**24**	4	2	0	0	0	0	5	0	3	0	2	
V	16	24	23	42	27	19	17	10	11	5	**28**	8	4	0	0	0	3	4	1	0	0	
I	12	15	21	25	40	26	16	16	8	14	8	**27**	7	3	0	0	4	2	6	0	0	
C	8	12	13	20	24	40	23	16	12	8	13	17	**24**	7	0	0	0	2	1	3	0	
P	5	7	11	14	19	23	39	22	15	11	7	10	15	**23**	14	0	0	0	0	0	0	
P	1	4	6	10	13	18	22	38	21	14	10	6	8	14	**30**	13	6	2	0	0	0	
A	0	5	3	6	11	17	16	22	37	21	14	10	6	12	13	**31**	12	7	3	0	0	
T	0	0	4	2	7	11	16	21	21	37	21	13	9	6	11	14	**30**	10	6	2	0	
Y	0	0	0	3	0	5	8	14	19	20	36	19	12	8	4	9	13	**37**	17	13	9	
L	0	0	0	4	1	0	3	7	11	20	21	35	15	11	7	3	11	17	**41**	21	17	
D	0	0	0	0	4	0	6	2	9	9	17	18	34	14	10	7	2	13	21	**47**	27	
Y	2	0	0	0	0	2	0	4	1	8	8	15	15	32	12	8	6	9	17	27	**50**	



Local Alignment – Smith-Waterman

3 Pairwise Alignment

3.1 Motivation

3.2 Scoring

3.2.1 Identity

3.2.2 PAM

3.2.3 BLOSUM

3.2.4 Gap Penalties

3.3 Algorithms

3.3.1 Global

3.3.2 Local

3.3.3 FASTA, BLAST

3.4 Significance

3.4.1 HSPs

3.4.2 Matches

affine gap penalty is analogous to Needleman-Wunsch

An example with affine gaps d=20 and e=4

best local alignment has a score of 52:

```
RKFFVGGNWKMN
|.|||||:|.|
RTFFVGGNFKLN
```

second best score is 50:

```
GDKKSLNGAKLSADTEVVCGAPSIYLDF
|....||.|.:..:.|||...|:.|||:
GGNFKLNTASIPENVEVVICPPATYLDY
```



FASTA, BLAST and BLAT

3 Pairwise Alignment

3.1 Motivation

3.2 Scoring

3.2.1 Identity

3.2.2 PAM

3.2.3 BLOSUM

3.2.4 Gap Penalties

3.3 Algorithms

3.3.1 Global

3.3.2 Local

3.3.3 FASTA, BLAST

3.4 Significance

3.4.1 HSPs

3.4.2 Matches

The algorithms possess O(nm) complexity except for high similarity

NR database (SS prediction, protein classification): > 3 Mio. entries

Speed up through approximations: *seed and extend*

- ➥ exact matches of small subsequences (2 to 5)
- ➥ extend these matches
- ➥ query sequence preprocessed for the 2- to 7-mers matches



FASTA, BLAST and BLAT

3 Pairwise Alignment

3.1 Motivation

3.2 Scoring

3.2.1 Identity

3.2.2 PAM

3.2.3 BLOSUM

3.2.4 Gap Penalties

3.3 Algorithms

3.3.1 Global

3.3.2 Local

3.3.3 FASTA, BLAST

3.4 Significance

3.4.1 HSPs

3.4.2 Matches

FASTA (fast-aye, Lipman and Pearson, 1985, 1988)
www2.ebi.ac.uk/fasta3/

1. Searching *hot-spots* (matches of length k=2, k=6 nucleotides) and score with PAM250, lookup table of query words, ten best scoring regions (number of hot-spots and their distance)
2. regions are re-evaluated by diagonal runs accumulating the hot spots and matches shorter that k
3. best-scoring sub-alignments chained to a candidate alignment with gaps (penalty 20), threshold candidates
4. banded Smith-Waterman with k=23 → alignments around high-scoring regions. full Smith-Waterman



FASTA, BLAST and BLAT

3 Pairwise Alignment

3.1 Motivation

3.2 Scoring

3.2.1 Identity

3.2.2 PAM

3.2.3 BLOSUM

3.2.4 Gap Penalties

3.3 Algorithms

3.3.1 Global

3.3.2 Local

3.3.3 FASTA, BLAST

3.4 Significance

3.4.1 HSPs

3.4.2 Matches

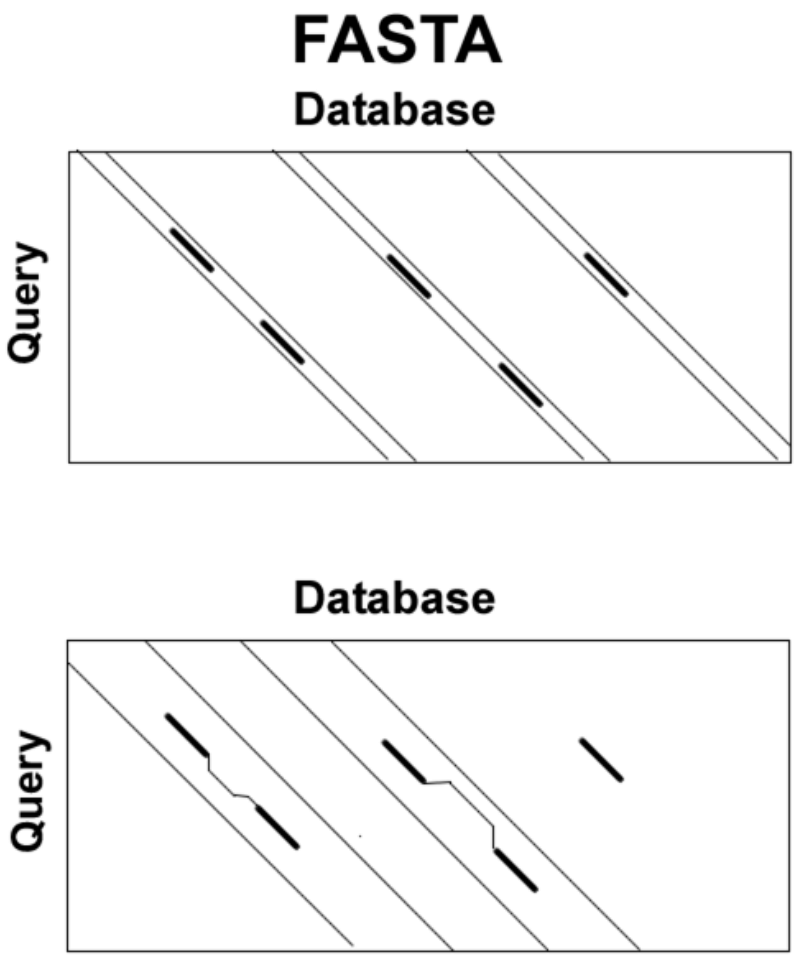

FASTA misses:

similarities at different positions

if pattern occur repeated



FASTA, BLAST and BLAT

3 Pairwise Alignment

3.1 Motivation

3.2 Scoring

3.2.1 Identity

3.2.2 PAM

3.2.3 BLOSUM

3.2.4 Gap Penalties

3.3 Algorithms

3.3.1 Global

3.3.2 Local

3.3.3 FASTA, BLAST

3.4 Significance

3.4.1 HSPs

3.4.2 Matches

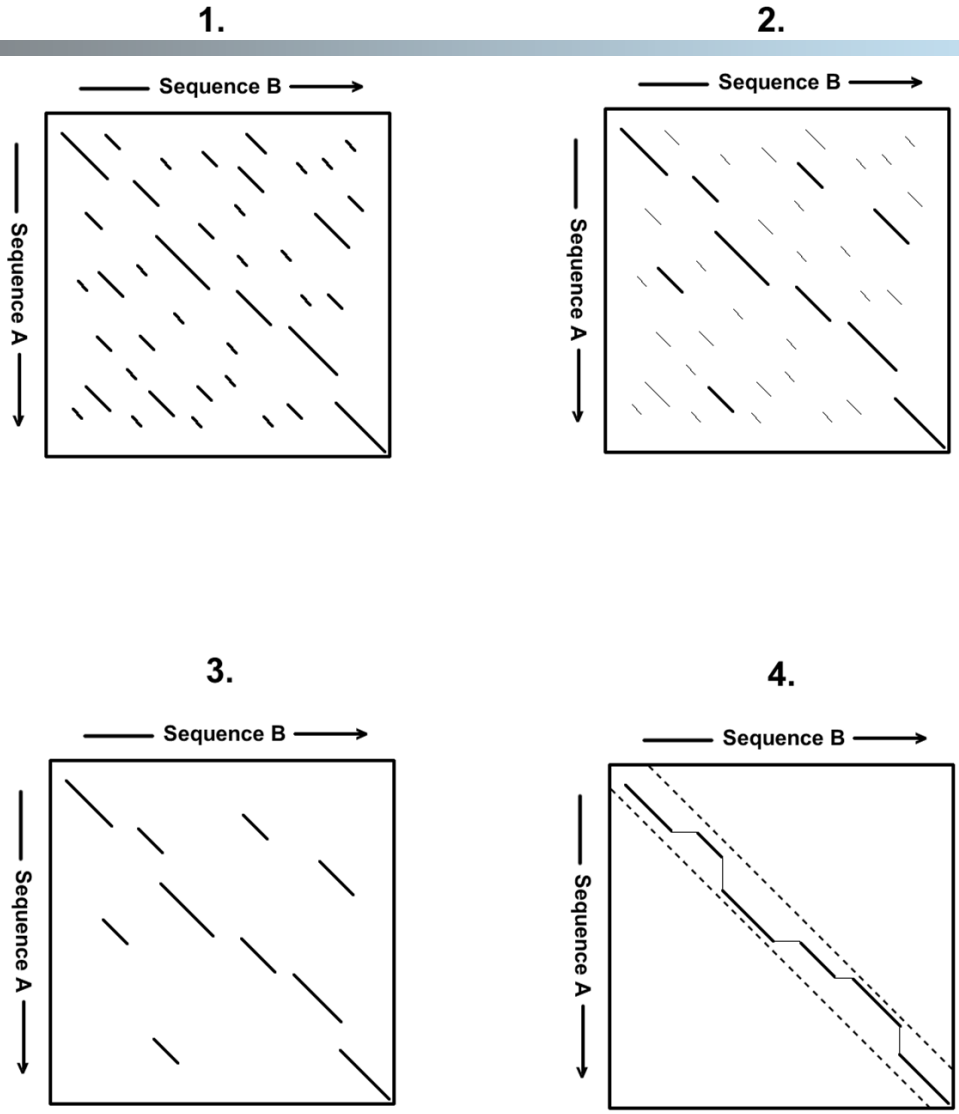

FASTA



FASTA, BLAST and BLAT

3 Pairwise Alignment

3.1 Motivation

3.2 Scoring

3.2.1 Identity

3.2.2 PAM

3.2.3 BLOSUM

3.2.4 Gap Penalties

3.3 Algorithms

3.3.1 Global

3.3.2 Local

3.3.3 FASTA, BLAST

3.4 Significance

3.4.1 HSPs

3.4.2 Matches

BLAST (Basic Local Alignment Search Tool, Altschul 1990 – the most cited paper in bioinformatics) and Position-Specific-Iterative-BLAST (PSI-BLAST for data bases - is the *most used bioinformatics software*)

tutorial www.ncbi.nlm.nih.gov/BLAST/tutorial/Altschul-1.html
download: http://www.ncbi.nlm.nih.gov/BLAST/

BLAST searches *high-scoring segment pairs* (HSPs)

HSPs: local maximal segment pairs (matching subsequences) exceeding a scoring threshold

local maximal: shortening or extending has lower score



FASTA, BLAST and BLAT

3 Pairwise Alignment

3.1 Motivation

3.2 Scoring

3.2.1 Identity

3.2.2 PAM

3.2.3 BLOSUM

3.2.4 Gap Penalties

3.3 Algorithms

3.3.1 Global

3.3.2 Local

3.3.3 FASTA, BLAST

3.4 Significance

3.4.1 HSPs

3.4.2 Matches

BLAST

1. Query words as k-mers (k=3, k=11 nucleotides, about 50 words per amino acid), score threshold T (trade-off between speed and sensitivity)
2. data base (single sequence of length m) scanned for hits (Mealy automaton, Aho-Corasick algorithms, O(n+m+u) with u hits)
3. hits are gapless extended: locally maximal segment pairs, non-overlapping hits on the same diagonal with small distance are joined
4. KBand algorithm

BLAST can miss HSPs due to the value of k and the thresholds introduced in step 2 and 3.



FASTA, BLAST and BLAT

3 Pairwise Alignment

3.1 Motivation

3.2 Scoring

3.2.1 Identity

3.2.2 PAM

3.2.3 BLOSUM

3.2.4 Gap Penalties

3.3 Algorithms

3.3.1 Global

3.3.2 Local

3.3.3 FASTA, BLAST

3.4 Significance

3.4.1 HSPs

3.4.2 Matches

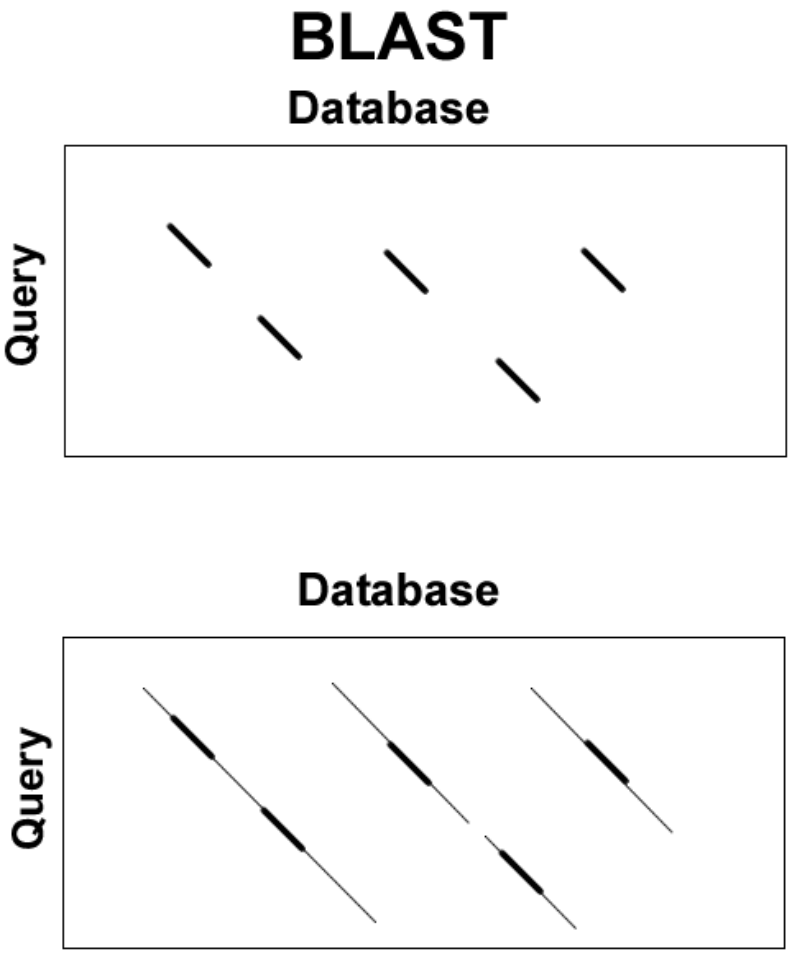



FASTA, BLAST and BLAT

3 Pairwise Alignment

3.1 Motivation

3.2 Scoring

3.2.1 Identity

3.2.2 PAM

3.2.3 BLOSUM

3.2.4 Gap Penalties

3.3 Algorithms

3.3.1 Global

3.3.2 Local

3.3.3 FASTA, BLAST

3.4 Significance

3.4.1 HSPs

3.4.2 Matches

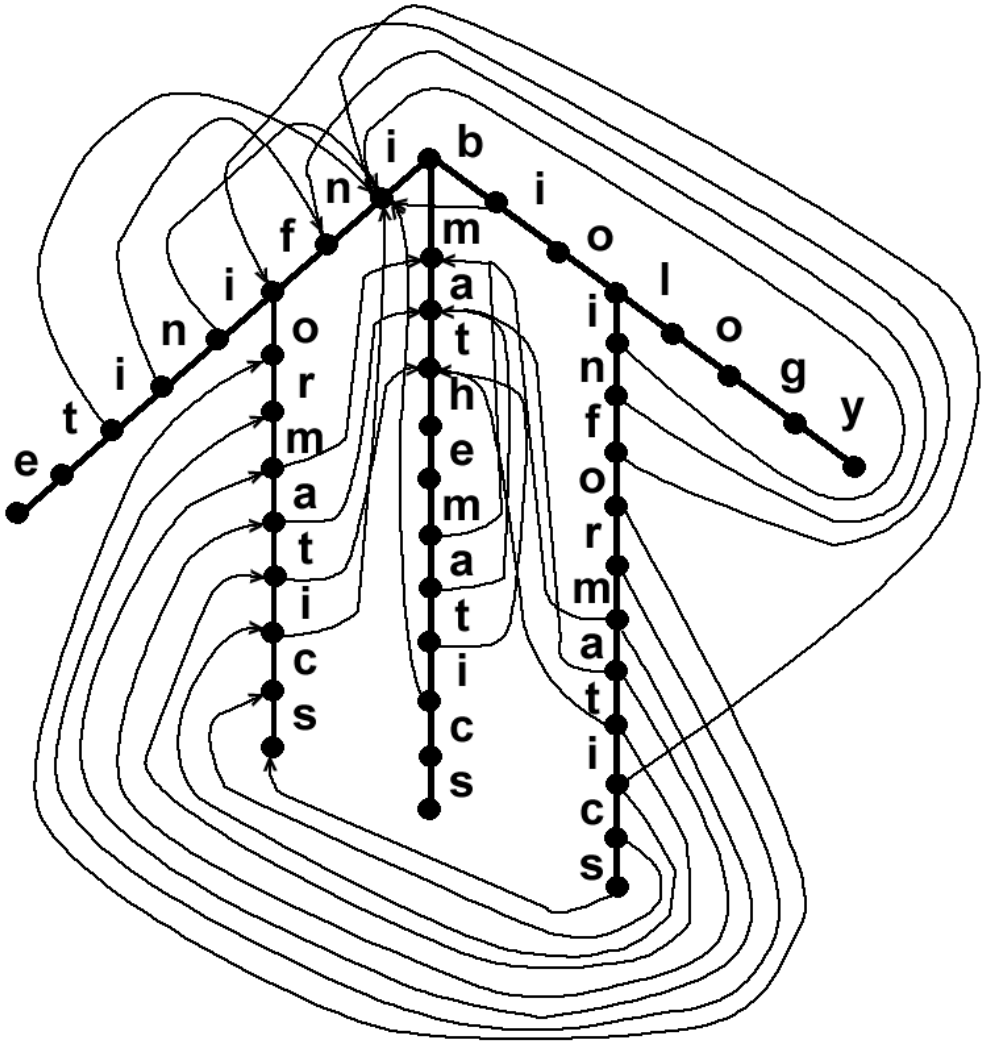



FASTA, BLAST and BLAT

3 Pairwise Alignment

3.1 Motivation

3.2 Scoring

3.2.1 Identity

3.2.2 PAM

3.2.3 BLOSUM

3.2.4 Gap Penalties

3.3 Algorithms

3.3.1 Global

3.3.2 Local

3.3.3 FASTA, BLAST

3.4 Significance

3.4.1 HSPs

3.4.2 Matches

- BLASTP: compares amino acid sequence query to a protein sequence database
- BLASTN: compares nucleotide sequence query to a nucleotide sequence database
- BLASTX: nucleotide sequence query is translated and compared to a protein sequence database
- TBLASTN: compares amino acid sequence query to a nucleotide sequence database, where the later is translated
- TBLASTX: compares nucleotide sequence query to a nucleotide sequence database but the sequences are first translated

use amino acid sequence (translation)
e-value of 0.05: significance
repeated segments confuse BLAST (low complex / coiled-coil)



FASTA, BLAST and BLAT

3 Pairwise Alignment

3.1 Motivation

3.2 Scoring

3.2.1 Identity

3.2.2 PAM

3.2.3 BLOSUM

3.2.4 Gap Penalties

3.3 Algorithms

3.3.1 Global

3.3.2 Local

3.3.3 FASTA, BLAST

3.4 Significance

3.4.1 HSPs

3.4.2 Matches

PSI-BLAST: iterative BLAST with profile or position specific scoring matrix (PSSM) from a multiple alignment of highest scoring hits

scoring profile is used for new BLAST searches, profile is refined and sensitivity increased

PSI-BLAST profile: secondary structure prediction and for protein classification, original sequence is substituted by the PSSM

dirty profiles: coiled-coil or low complexity regions, hits which are not similar to the query



FASTA, BLAST and BLAT

3 Pairwise Alignment

3.1 Motivation

3.2 Scoring

3.2.1 Identity

3.2.2 PAM

3.2.3 BLOSUM

3.2.4 Gap Penalties

3.3 Algorithms

3.3.1 Global

3.3.2 Local

3.3.3 FASTA, BLAST

3.4 Significance

3.4.1 HSPs

3.4.2 Matches

	BLAST	FASTA
output	multiple HSPs	best alignment
better for	proteins	nucleotides
speed	faster	slower
sensitivity	low	higher
homologs	finds low	misses low
false positives	more	less
significance	e-values	estimation



FASTA, BLAST and BLAT

3 Pairwise Alignment

3.1 Motivation

3.2 Scoring

3.2.1 Identity

3.2.2 PAM

3.2.3 BLOSUM

3.2.4 Gap Penalties

3.3 Algorithms

3.3.1 Global

3.3.2 Local

3.3.3 FASTA, BLAST

3.4 Significance

3.4.1 HSPs

3.4.2 Matches

BLAT (BLAST-Like Alignment Tool): 50 times faster than BLAST at comparable sensitivity (500 times faster for nucleotides)

Difference to BLAST

- builds an index of the data base instead of the query
- goes linearly through the query
- uses near perfect matches (one mismatch)
- joins more than two hits
- chains the high scoring local alignments together

further methods: QUASAR (Q-gram Alignment based Suffix Arrays, Burkhardt et al., Recomb, 1999): data base as suffix array



Significance

3 Pairwise Alignment

3.1 Motivation

3.2 Scoring

3.2.1 Identity

3.2.2 PAM

3.2.3 BLOSUM

3.2.4 Gap Penalties

3.3 Algorithms

3.3.1 Global

3.3.2 Local

3.3.3 FASTA, BLAST

3.4 Significance

3.4.1 HSPs

3.4.2 Matches

How can be the result of an alignment be judged?

Is there a homology / similarity or not?

How likely would we find such an alignment randomly?

What do the significance measurements of the alignment tools mean?



HSP Significance

3 Pairwise Alignment

3.1 Motivation

3.2 Scoring

3.2.1 Identity

3.2.2 PAM

3.2.3 BLOSUM

3.2.4 Gap Penalties

3.3 Algorithms

3.3.1 Global

3.3.2 Local

3.3.3 FASTA, BLAST

3.4 Significance

3.4.1 HSPs

3.4.2 Matches

First we consider HSPs

distributions of the alignment score of random generated sequences?

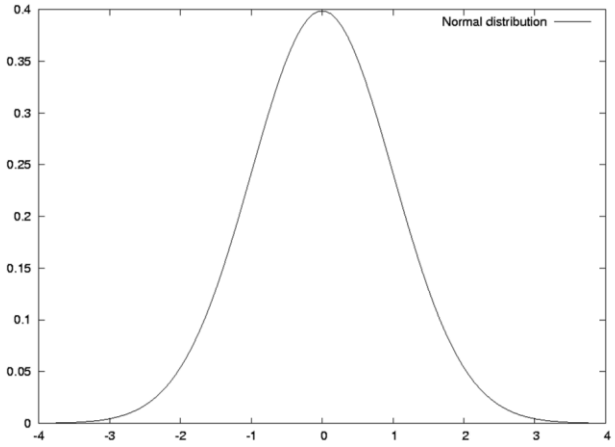

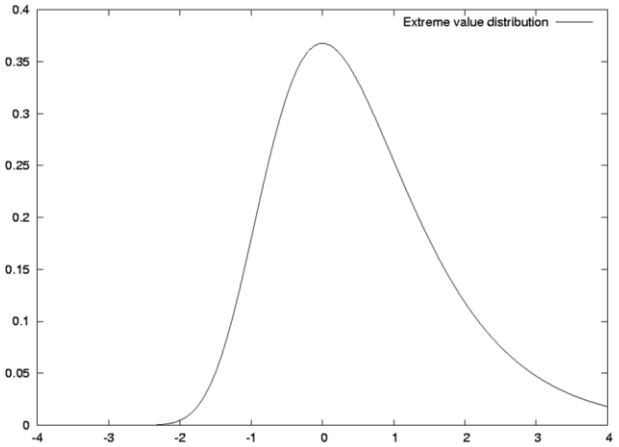

$$\text{pdf: } p(x) = e^{-x}e^{-e^{-x}}, \quad \text{dist.: } P(x) = e^{-e^{-x}}$$



HSP Significance

3 Pairwise Alignment

3.1 Motivation

3.2 Scoring

3.2.1 Identity

3.2.2 PAM

3.2.3 BLOSUM

3.2.4 Gap Penalties

3.3 Algorithms

3.3.1 Global

3.3.2 Local

3.3.3 FASTA, BLAST

3.4 Significance

3.4.1 HSPs

3.4.2 Matches

Assumptions

- $\boldsymbol{x}$ and $\boldsymbol{y}$ are iid in their elements according to p_x and p_y
- $\boldsymbol{x}$ and $\boldsymbol{y}$ are long
- $\sum_{i,j} p_x(i)\, p_y(j) s(i,j)$ is negative
- it exists $s(i,j) > 0$ (existence of a positive score)

Karlin, Dembo, Kawabata, 1990, showed for maximal segment scores $S_{n,m}$ (n, m length' of the sequences):

$$S_{n,m} \propto \frac{\ln nm}{\lambda}$$



HSP Significance

3 Pairwise Alignment

3.1 Motivation

3.2 Scoring

3.2.1 Identity

3.2.2 PAM

3.2.3 BLOSUM

3.2.4 Gap Penalties

3.3 Algorithms

3.3.1 Global

3.3.2 Local

3.3.3 FASTA, BLAST

3.4 Significance

3.4.1 HSPs

3.4.2 Matches

Karlin and Altschul, 1990, and Altschul and Gish, 1996:

$$\tilde{S}_{n,m} = S_{n,m} - \frac{\ln nm}{\lambda}$$

$$P\left(\tilde{S}_{n,m} > S\right) \approx 1 - \exp\left(-K\ m\ n\ e^{-\lambda\ S}\right) \approx K\ m\ n\ e^{-\lambda\ S}$$

Approximation: $e^h = 1 + h + O(h^2)$

$$h = -K\ m\ n\ e^{-\lambda\ S}$$

h is small for large S



HSP Significance

3 Pairwise Alignment

3.1 Motivation

3.2 Scoring

3.2.1 Identity

3.2.2 PAM

3.2.3 BLOSUM

3.2.4 Gap Penalties

3.3 Algorithms

3.3.1 Global

3.3.2 Local

3.3.3 FASTA, BLAST

3.4 Significance

3.4.1 HSPs

3.4.2 Matches

log-odds score with target distributions $p_{i,j}$:

$$s(i,j) \;=\; \log\left(\frac{p_{i,j}}{p_x(i)\;p_y(j)}\right) \;/\; \lambda$$

expected contribution of a pair to the score:

$$\sum_{i,j} p_{i,j}\, s(i,j) \;=\; \sum_{i,j} p_{i,j} \log\left(\begin{matrix} p_{i,j} \\ p_x(i)\;p_y(j)\end{matrix}\right) /\lambda \;=$$

$$\mathrm{KL}\left(p_{i,j} \;\|\; p_x(i)\;p_y(j)\right) /\lambda$$

"KL" denotes the Kullback-Leibler distance (number of additional bits needed to describe a pair i,j produced by target distribution if element distributions are given)

λ: scaling to bit scores



HSP Significance

3 Pairwise Alignment

3.1 Motivation

3.2 Scoring

3.2.1 Identity

3.2.2 PAM

3.2.3 BLOSUM

3.2.4 Gap Penalties

3.3 Algorithms

3.3.1 Global

3.3.2 Local

3.3.3 FASTA, BLAST

3.4 Significance

3.4.1 HSPs

3.4.2 Matches

determine λ :
two *random sequences* and delete one pair, then

$$E = P\left(\tilde{S}_{n,m} > S\right) \approx$$

$$\sum_{i,j} p_x(i)\ p_y(j)\ P\left(\tilde{S}_{n-1,m-1} > S - s(i,j)\right)$$

$P\left(\tilde{S}_{n,m} > S\right)$ is the probability of having score larger than S

By deleting a pair (i,j) it is reduced to a probability of sequences of length (n-1,m-1)
The probability of the score of shorter sequences larger than $S - s(i,j)$ is multiplied by observing the pair (i,j)



HSP Significance

3 Pairwise Alignment

3.1 Motivation

3.2 Scoring

3.2.1 Identity

3.2.2 PAM

3.2.3 BLOSUM

3.2.4 Gap Penalties

3.3 Algorithms

3.3.1 Global

3.3.2 Local

3.3.3 FASTA, BLAST

3.4 Significance

3.4.1 HSPs

3.4.2 Matches

approximate $\tilde{S}_{n-1,m-1}$ by $\tilde{S}_{n,m}$ then λ is obtained from

$$\sum_{i,j} p_x(i)\ p_y(j)\ \exp(\lambda\ s(i,j)) \ = \ 1$$

BLOSUM62: $\lambda = 0.254$ and $K = 0.040$

K : how related amino acids are in the given context

λ : scale of the scoring matrix (change of the base of the logarithm)



HSP Significance

3 Pairwise Alignment

3.1 Motivation

3.2 Scoring

3.2.1 Identity

3.2.2 PAM

3.2.3 BLOSUM

3.2.4 Gap Penalties

3.3 Algorithms

3.3.1 Global

3.3.2 Local

3.3.3 FASTA, BLAST

3.4 Significance

3.4.1 HSPs

3.4.2 Matches

$P\left(\tilde{S}_{n,m} > S\right)$: **e-value** (BLAST)

$$\ln(E) = \ln\left(K\ m\ n\ e^{-\lambda\ S}\right) = \ln(m\ n) + \ln(K) - \lambda\ S$$

$$S = \frac{\bar{S}\ \ln 2 + \ln K}{\lambda}$$

$$\log_2(E) = \log_2(m\ n) - \bar{S}$$

$$E = m\ n\ 2^{-\bar{S}}$$

$\bar{S}$ is a score ("**bit-score**") independent of λ and K



HSP Significance

3 Pairwise Alignment

3.1 Motivation

3.2 Scoring

3.2.1 Identity

3.2.2 PAM

3.2.3 BLOSUM

3.2.4 Gap Penalties

3.3 Algorithms

3.3.1 Global

3.3.2 Local

3.3.3 FASTA, BLAST

3.4 Significance

3.4.1 HSPs

3.4.2 Matches

probability that l HSPs exceed S:

- Poisson distribution
- E is the average number of events

$$P(l) = e^{-E} \frac{E^l}{l!}$$



Perfect Matches Significance

3 Pairwise Alignment

3.1 Motivation

3.2 Scoring

3.2.1 Identity

3.2.2 PAM

3.2.3 BLOSUM

3.2.4 Gap Penalties

3.3 Algorithms

3.3.1 Global

3.3.2 Local

3.3.3 FASTA, BLAST

3.4 Significance

3.4.1 HSPs

3.4.2 Matches

significance of (near) perfect matches: BLAT

expected number of non-overlapping query k-mers for letters with same probability:

$$(n - k + 1) \frac{m}{k} \left(\frac{1}{a}\right)^k$$

- $(n - k + 1)$ number of k-mers of query
- $\frac{m}{k}$ number of non-overlapping k-mers in the data
- $\left(\frac{1}{a}\right)^k$ matching probability



Perfect Matches Significance

3 Pairwise Alignment

3.1 Motivation

3.2 Scoring

3.2.1 Identity

3.2.2 PAM

3.2.3 BLOSUM

3.2.4 Gap Penalties

3.3 Algorithms

3.3.1 Global

3.3.2 Local

3.3.3 FASTA, BLAST

3.4 Significance

3.4.1 HSPs

3.4.2 Matches

M: similarity between the query and the data base

$(M)^k$ matching probability of k-mer

$1 - (1 - M^k)^{m/k}$ probability of at least one matching k-mer in the data base to a certain k-mer in the query (one minus the probability of that all m/k k-mers do not match simultaneously)

probability of a match with 1 or less mismatches

$$k\ M^{k-1}(1-M)\ +\ M^k$$

First tem is 1-mismatch and second perfect match
1-mismatch: (k-1) matches multiplied by prob. of mismatch (1-M),
k (k-1)-mers exist



Perfect Matches Significance

3 Pairwise Alignment

3.1 Motivation

3.2 Scoring

3.2.1 Identity

3.2.2 PAM

3.2.3 BLOSUM

3.2.4 Gap Penalties

3.3 Algorithms

3.3.1 Global

3.3.2 Local

3.3.3 FASTA, BLAST

3.4 Significance

3.4.1 HSPs

3.4.2 Matches

For more than one exact matches we introduce $p = M^k$

binomial distribution: match or non-match , l matches:

$$\binom{m/k}{l} p^l \ (1 - p)^{m/k-l}$$

binomial distribution $\mathcal{B}(m/k, p)$ approximated through Poisson or normal distribution (central limit theorem):

$$\mathcal{B}(m/k, p) \sim \begin{cases} \mathcal{P}(np) & \text{for} \quad m/k\ p \leq 5 \\ \mathcal{N}(np, \sqrt{np(1-p)}) & \text{for} \quad m/k\ p > 5 \end{cases}$$

Poisson probability-generating function: $G(s) = (p\ s + (1-p))^t$

$(1 + l/t)^t \approx e^l$

$$(p\ s + (1-p))^t = \left(1 + \frac{p\ n}{t}\ (s - 1)\right)^t \approx \exp(n\ p\ (s-1))$$